

# QUANTUM®

## 1113 ATS



**QUANTUM® 1113 ATS**

Shown in Onyx Black with TRU-Balance®  
Power Tilt Seating System and Remote  
Plus controller

The Quantum 1113 with Active-Trac® Suspension delivers the unsurpassed maneuverability of the most compact power base available with full rehab capabilities for the perfect balance of indoor/outdoor performance and advanced adaptability.



[quantumrehab.com](http://quantumrehab.com)

# 1113 ATS

SPECIFICATIONS	
<b>DRIVE WHEELS:</b>	10" pneumatic
<b>REAR CASTERS:</b>	8" solid
<b>ANTI-TIPS:</b>	6" solid, adjustable, front-mounted
<b>SUSPENSION:</b>	Active-Trac®
<b>MAXIMUM SPEED:</b>	Up to 4 mph <sup>1</sup>
<b>BRAKES:</b>	Intelligent Braking (electronic, regenerative disc brakes)
<b>GROUND CLEARANCE:</b>	2.5"
<b>TURNING RADIUS:</b>	18"
<b>OVERALL SIZE:</b>	Length: 36.5" Width: 23"
<b>SEATING:</b>	Synergy® Seat Adjustable Width: 10"-20" Adjustable Depth: 10"-18" TRU-Balance® Power Positioning System <sup>2,3</sup> Adjustable Width: 14"-20" Adjustable Depth: 14"-20" Contoured high-back Contoured medium-back (standard) Solid seat pan option
<b>DRIVE TRAIN:</b>	Two-motor, mid-wheel drive
<b>BATTERIES:</b>	Two 12 volt deep cycle U-1
<b>RANGE PER CHARGE:</b>	Up to 25 miles <sup>1</sup>
<b>BATTERY CHARGER:</b>	4A, On-board
<b>ELECTRONICS:</b>	50A, PG VSI (standard)
<b>WEIGHT CAPACITY:</b>	300 lbs. maximum (user weight)
<b>BASE WEIGHT:</b>	96.5 lbs.
<b>SEAT WEIGHT:</b>	41 lbs. (Synergy® Seat)
<b>BATTERY WEIGHT:</b>	24.5 lbs. (each)
<b>COLOR CHOICES:</b>	Candy Apple Red, Viper Blue, Onyx Black and Champagne
<b>WARRANTY:</b>	Lifetime limited warranty on frame 2-year warranty on electronics 18-month warranty on drive motor





1) Range and speed vary with user weight, terrain type, battery charge, battery condition and tire pressure.

2) TRU-Balance Power Tilt/Recline combination maximum dimensions are 18" x 18".

3) 200 lbs. weight capacity with TRU-Balance Power Positioning System

FEATURES
<ul style="list-style-type: none"> <li>▪ Powerful two-motor, patented mid-wheel drive design offers outstanding maneuverability</li> <li>▪ Low center of gravity design delivers a very smooth and stable ride</li> <li>▪ 10" knobby drive wheels and optimum weight distribution provide superior traction</li> <li>▪ Speed range adjustable up to 4 mph</li> <li>▪ On-board battery charger</li> <li>▪ Fully programmable controller</li> <li>▪ Angle-adjustable footplate</li> <li>▪ 6" resilient front anti-tips</li> </ul>

OPTIONS
<ul style="list-style-type: none"> <li>▪ Lap belt</li> <li>▪ Cup holder</li> <li>▪ Heavy-duty dust cover</li> <li>▪ Rear basket</li> <li>▪ Oxygen tank holder</li> <li>▪ Cane/crutch holder</li> <li>▪ Walker holder</li> <li>▪ Solid tires</li> <li>▪ Removable height-adjustable arms</li> <li>▪ Swing-away joystick mount</li> <li>▪ Safety flag</li> <li>▪ Off-board charger</li> </ul>

AVAILABLE COLORS
   
<p><b>Candy Apple Red</b>      <b>Viper Blue</b>      <b>Onyx Black</b>      <b>Champagne</b></p>