

QUANTUM[®]

1402



QUANTUM[®] 1402
Shown in Candy Apple Red
with Synergy[®] Seating System

The Quantum[®] 1402 delivers superb rehab capability in a compact, sporty design that is available with two different motor packages for unmatched versatility — a standard high-torque package with a 400 lbs. weight capacity or an optional high-speed package for increased speed of up to 6 mph.



1402






SPECIFICATIONS	
DRIVE WHEELS:	14" pneumatic
REAR CASTERS:	8" solid
ANTI-TIPS:	6" solid, adjustable, front-mounted
SUSPENSION:	Active-Trac® with rear caster suspension
MAXIMUM SPEED:	Up to 4.5 mph ¹ (high-torque motors)
BRAKES:	Intelligent Braking (electronic, regenerative disc brakes)
GROUND CLEARANCE:	3.25"
TURNING RADIUS:	21"
OVERALL SIZE:	Length: 40.5" Width: 25.4"
SEATING:	Synergy® Seat (standard): Adjustable Width: 10"-22" Adjustable Depth: 10"-20" TRU-Balance® Super-Low Power Tilt ² TRU-Balance® Power Tilt (available with manual recline): Adjustable Width: 14"-22" Adjustable Depth: 14"-20" Contoured high-back Manual recliner Solid seat pan option Power elevating seat
DRIVE TRAIN:	Two-motor, mid-wheel drive
BATTERIES:	Two 12 volt, deep cycle Group 24
RANGE PER CHARGE:	Up to 25 miles ¹
BATTERY CHARGER:	8A, Lester off-board
ELECTRONICS:	70A, PG Remote Plus
WEIGHT CAPACITY:	400 lbs. maximum (user weight)
BASE WEIGHT:	136 lbs.
SEAT WEIGHT:	41 lbs. (Synergy® Seat)
BATTERY WEIGHT:	53.5 lbs. (each)
COLOR CHOICES:	Candy Apple Red, Viper Blue, Onyx Black, Champagne, Sunburst Orange
WARRANTY:	Lifetime limited warranty on frame 2-year warranty on electronics 18-month warranty on drive motor

¹) Range and speed vary with user weight, terrain type, battery charge, battery condition and tire pressure.

²) 400 lbs. weight capacity with TRU-Balance Power Tilt; 300 lbs. weight capacity with TRU-Balance Recline or TRU-Balance Tilt & Recline

FEATURES
<ul style="list-style-type: none"> ▪ High-torque motor package (top speed of 4.5 mph) with a weight capacity of 400 lbs. ▪ Easy front-access batteries ▪ Patented two-motor, mid-wheel drive design provides superb power and acceleration ▪ Active-Trac® and rear caster suspension for outstanding outdoor performance ▪ Adjustable front anti-tips to meet your preferences and terrain challenges ▪ 8A, Lester off-board charger ▪ Battery-conserving sleep mode available with Remote Plus controller

OPTIONS	
<ul style="list-style-type: none"> ▪ Residual limb supports ▪ Solid tires ▪ Lap belt ▪ Cup holder ▪ Heavy-duty dust cover ▪ Swing-away joystick ▪ Swing-away footrests ▪ Elevating leg rests ▪ Oxygen tank holder ▪ Cane/crutch holder ▪ Multi-axis joystick ▪ Saddlebag ▪ Walker holder ▪ Rear basket 	<ul style="list-style-type: none"> ▪ Specialty controls ▪ Angle-adjustable footplates ▪ 70° and 80° heavy-duty, drop-in footrests ▪ Adductor buttons ▪ Neoprene footrest sleeves ▪ 5A, on-board / 8A, off-board charger combo ▪ High-speed motor package (top speed of 6 mph with weight capacity of 325 lbs.)

AVAILABLE COLORS				
				
Candy Apple Red	Viper Blue	Onyx Black	Champagne	Sunburst Orange



1-866-800-2002 (US) • 1-888-570-1113 (Canada) • www.quantumrehab.com

It is recommended that you consult a qualified Rehab Provider prior to fitting or ordering any Quantum Rehab product. The information contained herein is correct at the time of publication. We reserve the right to alter specifications without prior notice.