

# GO GO<sup>®</sup>

**LX** WITH CTS SUSPENSION



Comfort-Trac Suspension



## Features, Performance and Travel Ready


The Go-Go<sup>®</sup> LX with CTS (Comfort-Trac Suspension) brings a new level of performance features and value to travel mobility. Featuring CTS independent front and rear suspension, sleek style, feather-touch disassembly and standard lighting, the Go-Go LX with CTS Suspension is the most advanced travel product available.



*Go-Go<sup>®</sup> LX  
with CTS Suspension  
4-wheel*

*Go-Go<sup>®</sup> LX  
with CTS Suspension  
3-wheel*

**Pride<sup>®</sup>**  
Mobility Products Co.





## FEATURES

- CTS (Comfort-Trac front and rear independent suspension)
- Feather-touch disassembly permits simple frame separation with only one hand
- Pride's exclusive black, non-scuffing tires
- Auto-connecting front-to-rear cable
- Includes 2 sets of easily changeable colored panels in Red and Blue
- Front frame-mounted seat post offers maximum stability
- All-new frame design easily disassembles into 5 super lightweight pieces for convenient transport and storage
- Modular design for easy serviceability
- Microprocessor-based controller offers optimal power management and added safety features
- Standard front tiller-mounted basket included
- Convenient off-board dual voltage charger can charge battery pack on-board or off-board
- Charger port in tiller

## Pride® Lifts & Ramps

These Pride® Lifts are compatible with the Go-Go® LX with CTS Suspension.

- Outlander Exterior Lift
- Power Tote Mini



## SPECIFICATIONS

Model number	S50LX (3-wheel) S54LX (4-wheel)
Max. weight capacity	300 lbs.
Maximum speed <sup>1</sup>	3-wheel: Up to 4.4 mph 4-wheel: Up to 4 mph
Ground clearance <sup>2</sup>	1.5" at motor
Turning radius <sup>2</sup>	3-wheel: 33.5" 4-wheel: 44.75"
Overall length <sup>2</sup>	3-wheel: 39.75" 4-wheel: 41"
Overall width <sup>2</sup>	20.5"

## TIRES:

Front	3-wheel: 2" x 8" solid 4-wheel: 2" x 7" solid
Rear	2.5" x 8" solid
Anti-tips	Rear
Standard seating	Foldable, compact, vinyl-covered molded plastic
Drivetrain	24-volt DC motor, sealed transaxle
Dual braking system	Regenerative and electromechanical
Battery charger	Off-board
Per-charge range <sup>1,4</sup>	3-wheel: Up to 9.44 miles 4-wheel: Up to 10.5 miles
Battery requirements <sup>3</sup>	(2) 12V deep-cycle (standard)
Compatible batteries	17 AH

## WEIGHT:

Batteries (2 required) <sup>6</sup>	17 AH (30.4 lbs. battery pack)
Weight w/o battery pack	3-wheel: 85.4 lbs. 4-wheel: 87.4 lbs.
Heaviest piece	3-wheel: 34 lbs. (front section) 4-wheel: 36.6 lbs. (front section)

## Interchangeable shroud panels



Red

Blue

<sup>1</sup>Varies with user weight, terrain type, battery amp-hour (AH), battery charge, battery condition and tire condition.

This specification can be subject to a variance of (+ or -) 10% - 5%.

<sup>2</sup>Due to manufacturing tolerances and continued product improvement, this specification is subject to a variance of +/- 3%.

<sup>3</sup>AGM or gel cell type required.

<sup>4</sup>Tested in accordance with ANSI/RENSA, WC Vol 2, Section 4, and ISO 7176-4 standards. Results derived from theoretical calculations based on battery specifications and drive system performance. Test conducted at maximum weight capacity.

<sup>5</sup>Includes standard seat.

<sup>6</sup>Battery weight may vary based on manufacturer.

The information contained herein is correct at the time of publication. We reserve the right to alter specifications without prior notice.