

# The Smoothest Ride in Travel Mobility



3-wheel

**GO GO**<sup>®</sup>  
*LX* WITH CTS SUSPENSION



4-wheel

The **Go-Go<sup>®</sup> LX with Comfort-Trac Suspension (CTS)** offers a whole new level of comfort and performance. This industry-first CTS technology incorporates advanced suspension for improved absorption over various terrains. The Go-Go<sup>®</sup> LX with CTS offers a 300 lb. weight capacity, a per charge range up to 12.6 miles and a maximum speed of 4.4 mph. Standard features include feather-touch disassembly, a wraparound delta tiller with charger port, black, non-scuffing tires, LED headlight and front basket. Optional color shrouds available.





Comfort-Trac Suspension

**PRIDE**<sup>®</sup>  
MOBILITY  
SCOOTERS


| [pridemobility.ca](http://pridemobility.ca) |



## Specifications 3W: S50LX 4W: S54LX

Weight Capacity	300 lbs.
Maximum Speed <sup>1</sup>	Up to 4.4 mph
Ground Clearance <sup>2</sup>	1.5" at motor, .75 at anti-tip 2.5" at frame
Turning Radius <sup>2</sup>	3W: 33" 4W: 44.75"
Overall Length <sup>2</sup>	3W: 39.75" 4W: 41"
Overall Width <sup>2</sup>	20.5"
Seat-to-Deck Height	16.25"-17.25"
Seat-to-Ground Height	20.75"-22.25"
Front Tires	3W: 2" x 8" solid 4W: 2" x 7" solid
Rear Tires	2.5" x 8" solid
Range Per Charge <sup>1,4</sup>	3W: Up to 11.7 miles 4W: Up to 12.6 miles
Total Weight Without Batteries <sup>5</sup>	3W: 85 lbs. 4W: 87 lbs.
Heaviest Piece When Disassembled	3W: 34 lbs. (front section) 4W: 37 lbs. (front section)
Standard Seating	Type: Foldable, compact, vinyl-covered, molded plastic Weight: 23 lbs. Material: Black Vinyl Dimensions: Width: 17" Depth: 17"
Motor Output	24-volt DC motor, sealed mini-transaxle
Brakes	Regenerative and electromechanical
Battery Requirements <sup>3,5</sup>	Size: (2) 18 AH (standard) Weight: 14lbs. each, 29.5 lbs. per battery pack
Battery Charger	Off-board, 3.5 amp
Colors	Interchangeable shrouds   Red Blue

Optional:



## Features

- Charger port in tiller
- Comfort-Trac front and rear suspension for added comfort
- Convenient dual voltage charger can charge battery pack on-board or off-board
- Feather-touch disassembly permits simple frame separation with only one hand and easily disassembles into five lightweight pieces for convenient transport and storage
- Front frame-mounted seat post offers maximum stability
- Includes two sets of easily changeable, red and blue colored panels
- Long-lasting, high-intensity, front LED headlight offers optimal pathway illumination
- Microprocessor-based controller offers optimal power management and added safety features
- Pride's exclusive black, non-scuffing tires
- Standard front tiller-mounted basket

## Accessories

- Cane clip attachment
- Cane/crutch holder (*single, double*)
- Cell phone holder
- Cup holder
- Forearm crutch holder
- 50" Lap belt
- Oxygen tank holder
- Rear basket
- Rearview mirror
- Saddlebag
- Safety flag
- Under seat storage (assembly required)
- Walker holder
- Weather cover
- Wishbone crutch holder
- XLR USB charger

## Options

- Additional 18AH battery box

<sup>1</sup> Varies with user weight, terrain type, battery amp-hour (AH), battery charge, battery condition and tire condition. These specifications can be subject to a variance of (+/- 10%).

<sup>2</sup> Due to manufacturing tolerances and continual product improvement, this specification can be subject to a variance of (+ or - 3%).

<sup>3</sup> AGM or gel cell type required.

<sup>4</sup> Tested in accordance with ANSI/RESNA, WC Vol2, section 4 & ISO 7176-4 standards. Results derived from theoretical calculations based on battery specifications and drive system performance. Test conducted at maximum weight capacity.

<sup>5</sup> Battery weight may vary based on manufacturer.

NOTE: All specifications subject to change without notice. The information contained herein is correct at the time of publication; we reserve the right to alter specifications without prior notice. Speed and range vary with user weight, terrain type, battery charge, battery condition and tire pressure. Due to manufacturing tolerances and continual product improvement, length, width, turning radius and ground clearance can be subject to variance of + or - 3%. Dimensions listed are for scooter only. Overall measurements will vary based on seating and accessory selections.