



*DME providers are responsible for determining appropriate billing codes when submitting for insurance reimbursement. HCPCS codes should not be considered as legal advice. All prices are MSRP. Options with a circular checkbox (○) are NOT available through Quantum West.*

BASE MODEL		
Description	Price	HCPCS Code
<input type="checkbox"/> Quantum Q6400Z 4SP-SS	\$9,364	K0877
<input type="checkbox"/> Quantum Q6400Z 4MP-SS	\$9,364	K0884

COLORS	
<b>Metallic Colors:</b>	
<input type="checkbox"/> Metallic Red	<input type="checkbox"/> Metallic Black
<input type="checkbox"/> Metallic Blue	<input type="checkbox"/> Metallic Silver
<input type="checkbox"/> Sunburst Orange	

DRIVE WHEELS	
Description	Price
<input type="checkbox"/> 14" Flat-Free (pair)	Standard
<input type="checkbox"/> 14" Pneumatic (pair)	No Charge

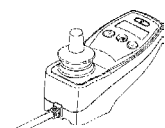
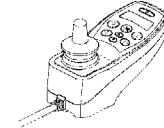
MOTOR OPTIONS		
Description	Price	HCPCS Code
<input type="checkbox"/> High Speed Motor Package <i>Programmable Speed Up To 8 MPH, 300 lbs. Weight Capacity. HS Motors decrease per-charge range.</i>	\$1,574	

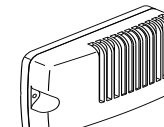
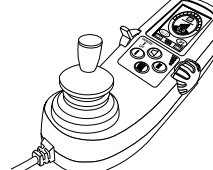
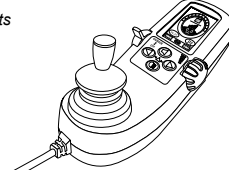
BASE MOUNTED FOOT PLATFORM	
Description	Price
<input type="checkbox"/> Base Mounted Foot Platform Installed	Standard
<input type="checkbox"/> No Base Mounted Foot Platform	No Charge


BATTERY CHARGER	
Description	Price
<input type="checkbox"/> 8 Amp Off-board Charger	Standard

TRANSIT KIT	
Description	Price
<input type="checkbox"/> Unoccupied Transit Kit <sup>1</sup>	No Charge
<small>1. Unoccupied Transit Kit with a Vent Tray may not allow lowest seat to floor height.</small>	

SUSPENSION OPTIONS	
Description	Price
<input type="checkbox"/> Standard Suspension	Standard
<input type="checkbox"/> Pediatric Strut Suspension	No Charge
<input type="checkbox"/> Super Low Base Option <sup>1</sup> <i>For Use With TRU-Balance Tilt, Tilt &amp; Recline, or Lift To Achieve Lower Seat-To-Floor Height</i>	No Charge
<small>1. Requires Group 34 batteries.</small>	

NON-EXPANDABLE CONTROLS		
Description	Price	HCPCS Code
<input type="checkbox"/> 75 Amp NE	Standard	
		
<input type="checkbox"/> 75 Amp NE+ 6-Key For Up To 2 Actuators Thru Joystick	\$200	
	<i>Standard on 3SP-SS Package</i>	
		
<input type="checkbox"/> 75 Amp NE+ 8-Key For Lights	\$400	

EXPANDABLE CONTROLS			
Description	Price	HCPCS Code	
<i>Q-Logic EX Joystick or Enhanced Display must be ordered with a Q-Logic EX Controller and Harness For Expandable Controls</i>			
<input type="checkbox"/> 100 Amp Q-Logic EX Controller	\$695	E2377	
<input type="checkbox"/> Expandable Controller Harness	\$350	E2313	
			
<input type="checkbox"/> Q-Logic EX Joystick	\$700		
			
<input type="checkbox"/> Q-Logic EX Joystick for Lights	\$700		
			

PROGRAMMING	
Description	Price
<input type="checkbox"/> Q-Logic Handheld Programmer	\$545
	
<input type="checkbox"/> Q-Logic PC Programming Cable with Disk <sup>1</sup>	\$750
<small>1. Works with Q-Logic EX only.</small>	

JOYSTICK HANDLES		
Description	Price	HCPCS Code
<input type="checkbox"/> Standard Carrot Handle	Standard	
<input type="checkbox"/> Mushroom Handle	\$71	E2323
<input type="checkbox"/> T-Bar	\$107	E2323
<input type="checkbox"/> Chin Cup	\$71	E2324 <sup>1</sup>
<input type="checkbox"/> Extended I-Handle	\$71	E2323
<input type="checkbox"/> Soft Ball Handle	\$50	E2323
<input type="checkbox"/> Medium Ball Handle	\$50	E2323
<input type="checkbox"/> Bodypoint 3" Goal Post Handle	\$69	E2323
<input type="checkbox"/> Bodypoint 4" Goal Post Handle	\$69	E2323
<small>1. Use HCPCS code E2323 when not used in conjunction with a chin control.</small>		

Options with a circular checkbox (○) are NOT available through Quantum West.

**JOYSTICK MOUNTING BRACKETS**

Description	Price	HCPCS Code
<i>Comes Standard with a Quick Release, Adjustable-Height Joystick Block</i>		
<input type="checkbox"/> Fixed Inline <sup>1</sup>	Standard	
Side: <input type="checkbox"/> Left <input type="checkbox"/> Right		
<input type="checkbox"/> Swing-away	\$210	E1028
Side: <input type="checkbox"/> Left <input type="checkbox"/> Right		
Style: <input type="checkbox"/> Inline <input type="checkbox"/> Offset		
Length: <input type="checkbox"/> 4" Ext. <input type="checkbox"/> 7" Ext. <sup>2</sup>		
<input type="checkbox"/> Multi-axis Fixed	\$100	K0108
Side: <input type="checkbox"/> Left <input type="checkbox"/> Right		

1. Not available with Q-Logic EX Stand Alone Joystick  
2. In iQuantum choose in addition to Swing-Away 4" mount.

**TRU-BALANCE® POWER POSITIONING**

Description	Price	HCPCS Code
<input type="checkbox"/> TRU-Balance® Power Tilt (55°) <i>55 degree center of gravity (CG) power tilt seating system</i>	\$4,995	E1002
<input type="checkbox"/> TRU-Balance® Power Recline (168°) <i>168 degrees of power recline with full drive lock-out set at 20 degrees</i>	\$5,595	E1004
<input type="checkbox"/> TRU-Balance® Power Tilt (55°) & Recline (168°) <i>55 degree center of gravity (CG) power tilt seating system with 168 degrees of power recline Full drive lock-out at 20 degrees</i>	\$9,595	E1007
<input type="radio"/> TRU-Balance® Lift (10") <sup>1</sup> <i>Must be selected in conjunction with TB Power Tilt or TB Power Tilt &amp; Recline Maximum seat size of 20"W x 20"D</i>	\$2,895	
<input type="radio"/> TRU-Balance® 7" Power Elevate <sup>2</sup> <i>Includes 1/4 Speed Inhibit, 300 lbs Weight Capacity, 20"W x 20"D Max. Seat Size</i>	\$1895	

1. 10" of scissor Lift. Must select TB Tilt or TB Tilt & Recline in conjunction with lift. 1/4 Speed Inhibit, 300 lbs. max. wt., Allowable dimensions 16" x 16" - 20" x 20". Requires Q-Logic EX. Not available with Manual Recline or Power Recline Only.  
2. Requires NF 22 batteries. Max seat size 20" x 20". Not available with Manual Recline or articulating vent tray.

**SEATING SPECIFICATIONS**

**Seat Width:**

<input type="checkbox"/> 14"	<input type="checkbox"/> 15"	<input type="checkbox"/> 16"	<input type="checkbox"/> 17"	<input type="checkbox"/> 18"
<input type="checkbox"/> 19"	<input type="checkbox"/> 20"	<input type="checkbox"/> 21"	<input type="checkbox"/> 22"	<input type="checkbox"/> 23"
<input type="checkbox"/> 24"				

**Seat Width Packages:**

<input type="checkbox"/> 14"W-18"W	<input type="checkbox"/> 16"W-20"W	<input type="checkbox"/> 20"W-24"W
------------------------------------	------------------------------------	------------------------------------

**Seat Depth:**

<input type="checkbox"/> 14"	<input type="checkbox"/> 15"	<input type="checkbox"/> 16"	<input type="checkbox"/> 17"	<input type="checkbox"/> 18"
<input type="checkbox"/> 19"	<input type="checkbox"/> 20"	<input type="checkbox"/> 21"	<input type="checkbox"/> 22"	<input type="checkbox"/> 22"
<input type="checkbox"/> 22"				

**Seat Depth Package:**

<input type="checkbox"/> 14"D-18"D	<input type="checkbox"/> 15"D-20"D	<input type="checkbox"/> 20"D-24"D
------------------------------------	------------------------------------	------------------------------------

**Back Cane Height:**

<input type="checkbox"/> 14"	<input type="checkbox"/> 15"	<input type="checkbox"/> 16"	<input type="checkbox"/> 17"	<input type="checkbox"/> 18"
<input type="checkbox"/> 19"	<input type="checkbox"/> 20"	<input type="checkbox"/> 21"	<input type="checkbox"/> 22"	<input type="checkbox"/> 23"
<input type="checkbox"/> 24"	<input type="checkbox"/> 25"			

**BACK OPTIONS**

Description	Price	HCPCS Code
<b>Tilt Back:</b>		
<input type="checkbox"/> Synergy® Shape Back <i>Positioning Back</i>	Various	E2613/E2614
<i>See Synergy Shape Back Order Form For Detailed Pricing, Sizes and Codes</i>		
<input type="checkbox"/> Omit Back	(-\$100)	
<input type="checkbox"/> Synergy® Back <i>with 1.5" Thick Back Cushion</i>	No Charge	
Overall Back	<input type="checkbox"/> 18" H <input type="checkbox"/> 19" H <input type="checkbox"/> 20" H <input type="checkbox"/> 21" H	
Height:	<input type="checkbox"/> 22" H <input type="checkbox"/> 23" H <input type="checkbox"/> 24" H <input type="checkbox"/> 25" H	
<i>Choose Lateral Extensions<sup>1</sup>:</i>		
<input type="checkbox"/> 6" for 13"-16"H Back	\$25	
<input type="checkbox"/> 10" for 17"-18"H Back	\$25	
<input type="checkbox"/> 12" For 19"-22"H Back	\$25	
<input type="checkbox"/> 16" For 23"-25"H Back	\$25	

1. Lateral extensions are required to mount lateral thoracic supports.

**BACK OPTIONS (CONT'D)**

Description	Price	HCPCS Code
<input type="checkbox"/> TRU-Comfort™ Back <i>4-way Stretch Material Cover</i>		
Width: <input type="checkbox"/> 16"W <input type="checkbox"/> 18" W <input type="checkbox"/> 20"W	\$595	E2620
Overall Back	<input type="checkbox"/> 20" H <input type="checkbox"/> 21" H <input type="checkbox"/> 22" H <input type="checkbox"/> 23" H	
Height <sup>2</sup> :	<input type="checkbox"/> 24" H <input type="checkbox"/> 25" H <input type="checkbox"/> 27" H <input type="checkbox"/> 28" H	
Width: <input type="checkbox"/> 17"W <input type="checkbox"/> 19"W	\$595	E2620
Overall Back	<input type="checkbox"/> 22" H <input type="checkbox"/> 23" H <input type="checkbox"/> 24" H <input type="checkbox"/> 25" H	
Height <sup>2</sup> :	<input type="checkbox"/> 27" H <input type="checkbox"/> 28" H	
Width: <input type="checkbox"/> 22"W <input type="checkbox"/> 24"W	\$695	E2621
Overall Back	<input type="checkbox"/> 24" H <input type="checkbox"/> 25" H <input type="checkbox"/> 27" H <input type="checkbox"/> 28" H	
Height <sup>2</sup> :		

**Tru Comfort Color Shroud Option:**

Black *(Standard color option)*

**Metallic Colors:\$100**

- Red
- Blue
- Sunburst Orange
- Silver

**Tilt Back Options:**

<input type="checkbox"/> Standard Back Canes	Standard	
<input type="checkbox"/> Omit Push Handles	\$125	
<input type="radio"/> Flip Forward Back Canes <sup>3</sup>	\$150	
<input type="checkbox"/> Omit Push Handles	\$125	
<input type="checkbox"/> Offset (Meso) <sup>4</sup>	\$195	
<input type="checkbox"/> 2" (1" Per Side) <input type="checkbox"/> 4" (2" Per Side)		
<input type="checkbox"/> Inset (Endo) <sup>5</sup>	\$195	
<input type="checkbox"/> 2" (1" Per Side) <input type="checkbox"/> 4" (2" Per Side)		
<input type="radio"/> Attendant Manual Recline <sup>5</sup>	\$750	E1226

**Power Recline Back:**

<input type="checkbox"/> Synergy® Reclining Back <i>with 1.5" Thick Back Cushion</i>	Standard	
<input type="checkbox"/> TRU-Comfort™ Back <i>4-way Stretch Material Cover</i>		
Width: <input type="checkbox"/> 16"W <input type="checkbox"/> 17"W <sup>6</sup> <input type="checkbox"/> 18"W	\$595/\$795	E2620
<input type="checkbox"/> 19"W <sup>6</sup> <input type="checkbox"/> 20"W		
<input type="checkbox"/> 22"W	\$695/\$795	E2621
Overall Back	<input type="checkbox"/> 20" H <input type="checkbox"/> 21" H <input type="checkbox"/> 22" H <input type="checkbox"/> 23" H	
Height <sup>7</sup> :	<input type="checkbox"/> 24" H <input type="checkbox"/> 25" H <input type="checkbox"/> 27" H <input type="checkbox"/> 28" H	
<input type="checkbox"/> After-Market Back Interface <sup>8</sup>	\$200	

**Recline Back Options:**

<input type="checkbox"/> Offset (Meso) <sup>9</sup>	\$195	
<input type="checkbox"/> 2" (1" Per Side) <input type="checkbox"/> 4" (2" Per Side)		
<input type="checkbox"/> Inset (Endo) <sup>9</sup>	\$195	
<input type="checkbox"/> 2" (1" Per Side) <input type="checkbox"/> 4" (2" Per Side)		

**Recline Color Shroud Option:**

Black *(Standard color option)*

**Metallic Colors:N/C**

- Candy Apple Red
- Viper Blue
- Sunburst Orange
- Silver

2. Overall Back height measurement is measured from the seat pan to the top of the back, +/- 1/2".
3. Not available with Attendant Manual Recline, Vent Tray, O2 Holder, cane mounted or cantilever armrests. May interfere with Lateral Supports and Waterfall Armrests.
4. Dual Post Flip-back Armrests interfere with offset canes. Not available with Manual Recline.
5. Not available with Flip Back Arms, Cantilever Arms, Shape Back, Tru Comfort back, rear accessories, power elevating seat or 10" Lift. Requires 22"H canes. Pivot point 2.5" above seat pan.
6. SOF is required with no extended lead time.
7. Overall Back height measurement is measured from the seat pan to the top of the back. All back heights except 25" and 28" are SOF with no extended lead time.
8. Overall Seat depth may need to be adjusted to accommodate certain backs. Contact your Quantum Specialist for details. Does not include brackets to mount after market back.
9. Requires Cantilever Arms. Back width can not be less than 14" or greater than 24".

Options with a circular checkbox (☐) are NOT available through Quantum West.

**SYNERGY® ARMRESTS**

Description	Price
<b>Tilt Armrests:</b>	
<input type="checkbox"/> Flip Back, Cane Mounted Armrests <sup>1</sup>	No Charge
<input type="checkbox"/> 2-Post, Flip-back, Height Adjustable, Removable <sup>2</sup>	No Charge
<input type="checkbox"/> Single Post Height Adjustable Removable <sup>3</sup>	No Charge
<input type="checkbox"/> Quad Release Lever	
<input type="checkbox"/> Removable, Single Post, Height Adjustable, Heavy Duty	No Charge
Height: <input type="checkbox"/> 8"H - 12"H <input type="checkbox"/> 10"H - 14"H	
<input type="checkbox"/> Pediatric, Removable <sup>4</sup>	No Charge
<input type="checkbox"/> Quad Release Lever	
<input type="checkbox"/> Height Adjustable Cantilever Armrests <sup>5</sup>	\$195
Angle Adjustable: -30° through +30°	
<b>Power Recline Armrests:</b>	
<input type="checkbox"/> Reclining, Flip Back	Standard
Height: <input type="checkbox"/> 8"H - 9"H <input type="checkbox"/> 10"H - 11"H	
<input type="checkbox"/> Height Adjustable Cantilever Armrests <sup>1</sup>	\$195
Angle Adjustable: -30° through +30°	
<ol style="list-style-type: none"> <li>Interferes with Swing-Away laterals. Not available w/ manual recline or flip forward back canes.</li> <li>Height adjustment from 9"-13" in 1" increments. Interferes with swing-away laterals. Not available with a depth less than 16".</li> <li>Height adjustable from 11" - 17" in 1/2" increments.</li> <li>Height adjustment from 7.75" - 9.75" in 1/2" increments. Not available with full length armpads.</li> <li>Height adjustment from 11"-17" depends on cane height. Not available with Manual Recline, Flip Forward Back Canes, Cane Clamp Pushbar, or Shape Back.</li> </ol>	

**SYNERGY® ARMPADS**

Description	Price
<input type="checkbox"/> Straight, Full Length (2"x14")	Standard
<input type="checkbox"/> Left <input type="checkbox"/> Right	
<input type="checkbox"/> Straight, Desk Length (2"x10")	No Charge
<input type="checkbox"/> Left <input type="checkbox"/> Right	
<input type="checkbox"/> Waterfall, Full Length (2"x14") <sup>1</sup>	No Charge
<input type="checkbox"/> Left <input type="checkbox"/> Right	
<input type="checkbox"/> Waterfall, Desk Length (2"x10") <sup>1</sup>	No Charge
<input type="checkbox"/> Left <input type="checkbox"/> Right	
<input type="checkbox"/> Falcon Gel, Full Length, (3.5"x14")*	\$160 pr.
<input type="checkbox"/> Left <input type="checkbox"/> Right	
<input type="checkbox"/> Full Length Gel Armpad Mounting Plate (Required)*	\$56.69 ea.
<input type="checkbox"/> Falcon Gel, Desk Length, (3.5"x10")*	\$125 pr.
<input type="checkbox"/> Left <input type="checkbox"/> Right	
<input type="checkbox"/> Desk Length Gel Armpad Mounting Plate (Required)*	\$53.52 ea.
<ol style="list-style-type: none"> <li>Not available w/ Cane Mounted, Flip Back Armrests combined with a Synergy Back.</li> </ol>	

**LED LIGHT PACKAGE**

Description	Price
<input type="radio"/> Through Q-Logic EX or NE+ 8-Key w/ Lights	\$995

**POWER POSITIONING ELECTRONICS**

Description	Price	HCPCS Code
<b>Single Actuator Electronics:</b>		
<input type="checkbox"/> Through Toggle Box (Tilt Only)	No Charge	
<input type="checkbox"/> Left Mount <input type="checkbox"/> Right Mount		
<input type="checkbox"/> Through NE+ 6-Key	\$1,175	E2310
<input type="checkbox"/> Through Single Switch <sup>1</sup> (Tilt Only with Q-Logic EX)	\$500	
<input type="checkbox"/> Through Q-Logic EX Controller	\$1,175	E2310
<b>Multiple Actuator Electronics:</b>		
<input type="checkbox"/> Through NE+ 6-Key Controller (Up to 2 Actuators)	\$2,375	E2310 <sup>2</sup> /E2311
<input type="checkbox"/> Through Q-Logic EX Controller	\$2,375	E2311
<input type="checkbox"/> Q-Logic EX Through 4-Way Toggle	\$2,375	
<input type="checkbox"/> Left Mount <input type="checkbox"/> Right Mount		
<input type="checkbox"/> Q-Logic EX Through 4-Way Button Toggle	\$2,375	
<input type="checkbox"/> Left Mount <input type="checkbox"/> Right Mount		
<input type="checkbox"/> Q-Logic EX Through Quad Pushbutton	\$2,375	
<input type="checkbox"/> Left Mount <input type="checkbox"/> Right Mount		
<ol style="list-style-type: none"> <li>Single switch not included. See specialty controls order form for a list of available switches.</li> <li>Applies to covered actuators only.</li> </ol>		

**HEADRESTS**

Description	Price	HCPCS Code
<input type="checkbox"/> No Headrest Required		
<b>TRU-Comfort™ Headrest<sup>1</sup>:</b>		
<input type="checkbox"/> 8" W Leatherette	\$205	E0955
<input type="checkbox"/> 8"W TRU-Comfort Plus	\$205	E0955
<input type="checkbox"/> 10" W Leatherette	\$205	E0955
<input type="checkbox"/> 10"W TRU-Comfort Plus	\$205	E0955
<input type="checkbox"/> Removable Headrest Bracket	\$210	E1028
<b>Stealth:</b>		
<input type="checkbox"/> Small (9.75"W x 3"H) (STL-OTS250)	\$205	E0955
<input type="checkbox"/> Large (11"W x 6"H) (STL-OTL150)	\$205	E0955
<input type="checkbox"/> Pediatric Comfort Plus (6"W) (CPN350)	\$142	E0955
<input type="checkbox"/> Small Comfort Plus (10"W) (CP250)	\$142	E0955
<input type="checkbox"/> Large Comfort Plus (14"W) (CP150)	\$142	E0955
<input type="checkbox"/> Removable Headrest Bracket <sup>2</sup> (HMO475P)	\$210	E1028
<input type="checkbox"/> Swing-away (Flip-down) Headrest Bracket <sup>2</sup> (FDM350)	\$210	
Used in Addition to Removable Headrest Bracket		
<b>Medical Applications:</b>		
<input type="checkbox"/> Removable Bracket For Reclining Headrest	\$210	E1028
<b>Aftermarket Bracket:</b>		
<input type="checkbox"/> Stealth's World's Best Removable Headrest Hardware (TWB485)	\$210	E1028
<ol style="list-style-type: none"> <li>Measurement is taken from the inside of the headrest.</li> <li>Not available on power recline.</li> </ol>		

**NON-POWERED LEGRESTS**

Description	Price	HCPCS Code
<input type="checkbox"/> <b>60-90° Swing-away Legrests<sup>1</sup></b>	Standard	
(Adjustable in 5° increments)		
<input type="checkbox"/> Standard Extruded Footplates	No Charge	
Standard Extruded Extensions:		
<input type="checkbox"/> 13"-16.5" <input type="checkbox"/> 15.5"-19.5"		
Standard Extruded Footplates:		
<input type="checkbox"/> 7.25" x 6" <input type="checkbox"/> 8.5" x 6"		
<input type="checkbox"/> Angle-Adjustable Footplates <sup>2</sup>	\$150	K0040
Angle Adjustable Extensions:		
<input type="checkbox"/> 13"-16.5" <input type="checkbox"/> 15.5"-19.5"		
Angle-Adjustable Footplates:		
<input type="checkbox"/> 4" x 6" <input type="checkbox"/> 5" x 6" <input type="checkbox"/> 5" x 8"		
<input type="checkbox"/> 6" x 8" <sup>3</sup> <input type="checkbox"/> 6" x 11" <sup>3</sup> <input type="checkbox"/> 8" x 11" <sup>4</sup>		
<input type="checkbox"/> Multi-Axis Footplates	\$495	K0040
Multi-Axis Extensions:		
<input type="checkbox"/> 15.5"-19.5"		
Multi-Axis Footplates:		
<input type="checkbox"/> 4" x 6" <input type="checkbox"/> 5" x 6" <input type="checkbox"/> 5" x 8"		
<input type="checkbox"/> 6" x 8" <sup>3</sup> <input type="checkbox"/> 6" x 11" <sup>3</sup> <input type="checkbox"/> 8" x 11" <sup>4</sup>		
<input type="checkbox"/> <b>High Mount, Clamp-On Footrest*</b>		
<input type="checkbox"/> Angle Adjustable		K0040
<input type="checkbox"/> Small, 4" x 7.75"	\$356	
<input type="checkbox"/> Large, 4.25" x 9.25"	\$356	
<input type="checkbox"/> Multi-Axis		K0040
<input type="checkbox"/> Small, 4" x 7.75"	\$456	
<input type="checkbox"/> Large, 4.25" x 9.25"	\$460	
<input type="checkbox"/> <b>Heavy Duty Drop-In Legrests</b>	<b>\$420</b>	
<input type="checkbox"/> Angle Adjustable Footplates <sup>2</sup>	\$150	K0040
Angle Adjustable Extension Length:		
<input type="checkbox"/> 12"-14.5" <input type="checkbox"/> 14.5" -18"		
Angle Adjustable Footplate Size:		
<input type="checkbox"/> 4" x 6" <input type="checkbox"/> 5" x 6" <input type="checkbox"/> 5" x 8"		
<input type="checkbox"/> 6" x 8" <sup>3</sup> <input type="checkbox"/> 6" x 11" <sup>3</sup> <input type="checkbox"/> 8" x 11" <sup>4</sup>		

<ol style="list-style-type: none"> <li>Possible caster wheel interference when adjusted to less than 70 degrees.</li> <li>Includes Heel Loops</li> <li>Causes interference on seat widths less than 18".</li> <li>Causes interference on seat widths less than 20".</li> </ol>		
--	--	--

Items marked with a (\*) should be chosen in the Positioning Components screen in iQuantum

Options with a circular checkbox (☐) are NOT available through Quantum West.

**NON-POWERED LEGRESTS (CONT'D)**

Description	Price	HCPCS Code
<input type="checkbox"/> Elevating Legrests <sup>1</sup>	\$325	E0990
<input type="checkbox"/> Standard Footplates		
Standard Extruded Extension Length:		
<input type="checkbox"/> 11"-14"		
<input type="checkbox"/> 14"-17"		
Standard Extruded Footplate Size:		
<input type="checkbox"/> 7.25" x 6"		
<input type="checkbox"/> 8.5" x 6"		
<input type="checkbox"/> Angle Adjustable Footplates <sup>2</sup>	\$150	K0040
Angle Adjustable Extension Length:		
<input type="checkbox"/> 12"-14.5"		
<input type="checkbox"/> 14.5"-18"		
Angle Adjustable Footplate Size:		
<input type="checkbox"/> 4" x 6"		
<input type="checkbox"/> 5" x 6"		
<input type="checkbox"/> 5" x 8"		
<input type="checkbox"/> 6" x 8" <sup>3</sup>		
<input type="checkbox"/> 6" x 11" <sup>3</sup>		
<input type="checkbox"/> 8" x 11" <sup>4</sup>		
<input type="checkbox"/> Calf Pad Adjustment		
<input type="checkbox"/> 1 Hole		
<input type="checkbox"/> 3 Hole		
<input type="checkbox"/> 6 Hole		
<input type="checkbox"/> 90° Pediatric Swing-Away Legrests <sup>1</sup>	\$162	
<input type="checkbox"/> Angle Adjustable Footplates <sup>2</sup>		
Angle Adjustable Extension Length:		
<input type="checkbox"/> 7"-10"		
Angle Adjustable Footplate Size:		
<input type="checkbox"/> 4" x 6"		
<input type="checkbox"/> 5" x 6"		

1. Extensions are measured from the seatpan to footplate.
2. Includes heel loops.
3. Causes interference on seat widths less than 18".
4. Causes interference on seat widths less than 20".

**ADJUSTABLE CENTER MOUNT FOOT PLATFORM**

Description	Price
<input type="checkbox"/> Adjustable Center Mount Foot Platform	\$250
Includes 10"W x 11"D Split Foot Platform	
Extensions: <sup>1</sup> <input type="checkbox"/> 10"-16" Ext. <input type="checkbox"/> 13"-19" Ext <sup>2</sup>	
Calf Supports <sup>3</sup> :	
<input type="checkbox"/> Calf Pads (pair)	
<input type="checkbox"/> Small (6"H x 6"W)	\$150
<input type="checkbox"/> Large (8"H x 8"W, Tapered to 6"W)	\$150
<input type="checkbox"/> Calf Panel (ea.)	
<input type="checkbox"/> Small (8"H x 18"W)	\$150
<input type="checkbox"/> Large (8"H x 24"W) <sup>4</sup>	\$200
Optional Modular Footplate Extension Components/Kits <sup>3,5</sup>	
<input type="checkbox"/> 4" Width Extension Kit	\$50
<input type="checkbox"/> 2" Bell Shaped, Length Extension Kit	\$50
<input type="checkbox"/> 4" Width Extension with 2" Bell Shaped, Length Extension Kit	\$75
<input type="checkbox"/> 6-Piece Extension Stock Kit	\$95
(Includes all above pieces)	
Additional Optional Accessories <sup>5</sup> :	
<input type="checkbox"/> Footplate Connector	\$49

1. Extension length is measured from top of the seat pan to footplate.
2. Not available on Recline only.
3. Choose in Rigging Accessory Section in iQuantum.
4. Only available on 20"W or greater.
5. Assembly required. May require seating configuration adjustments to avoid front caster interference.

**POWER ELEVATING LEGRESTS**

Description	Price	HCPCS Code
<input type="checkbox"/> 70° Articulating Swing-Away Legrests, 4" Articulation Range	\$2,395	E1010
<input type="checkbox"/> Quad Release Lever		
Calf Pads <sup>1</sup> :		
<input type="checkbox"/> 6" x 5.35"		
<input type="checkbox"/> 8" x 5.86"		
Angle Adjustable Extension Length <sup>2</sup> :		
<input type="checkbox"/> 11"-13"		
<input type="checkbox"/> 14.5"-18"		
Angle Adjustable Footplate Size:		
<input type="checkbox"/> 4" x 6"		
<input type="checkbox"/> 5" x 6"		
<input type="checkbox"/> 5" x 8"		
<input type="checkbox"/> 6" x 8" <sup>3</sup>		
<input type="checkbox"/> 6" x 11" <sup>3</sup>		
<input type="checkbox"/> 8" x 11" <sup>4</sup>		
Operational Method:		
<input type="checkbox"/> Independent		
<input type="checkbox"/> Combined		
<input type="checkbox"/> 70° Articulating Drop-In Legrests	\$2,395	E1010
<input type="checkbox"/> 4" Range		
<input type="checkbox"/> 6" Range		
Calf Pads <sup>1</sup> :		
<input type="checkbox"/> 6" x 5.35"		
<input type="checkbox"/> 8" x 5.86"		
Angle Adjustable Extension Length <sup>2</sup> :		
<input type="checkbox"/> 12"-14.5"		
<input type="checkbox"/> 14.5"-18"		
Angle Adjustable Footplate Size:		
<input type="checkbox"/> 4" x 6"		
<input type="checkbox"/> 5" x 6"		
<input type="checkbox"/> 5" x 8"		
<input type="checkbox"/> 6" x 8" <sup>3</sup>		
<input type="checkbox"/> 6" x 11" <sup>3</sup>		
<input type="checkbox"/> 8" x 11" <sup>4</sup>		
Operational Method:		
<input type="checkbox"/> Independent		
<input type="checkbox"/> Combined		

1. Choose in Rigging Accessory Section in iQuantum.
2. Extensions are measured from top of seat pan to footplate.
3. Only available with seat width 18" or greater.
4. Only available with seat width 20" or greater.

**CENTER MOUNT ARTICULATING FOOT PLATFORM**

Description	Price	HCPCS Code
<input type="checkbox"/> Center Mount Articulating Foot Platform	\$2895	K0108
Includes 10"W x 11"D Split Foot Platform		
Extensions: <sup>1</sup> <input type="checkbox"/> 10"-16" Ext. <input type="checkbox"/> 13"-19" Ext.		
Calf Supports <sup>2</sup> :		
<input type="checkbox"/> Calf Pads (pair)		
<input type="checkbox"/> Small (6"H x 6"W)		
<input type="checkbox"/> Large (8"H x 8"W, Tapered to 6"W)		
<input type="checkbox"/> Calf Panel (ea.)		
<input type="checkbox"/> Small (8"H x 18"W)	\$150	
<input type="checkbox"/> Large (8"H x 24"W) <sup>3</sup>	\$200	
Optional Modular Footplate Extension Components/Kits <sup>2,4</sup>		
<input type="checkbox"/> 4" Width Extension Kit	\$50	
<input type="checkbox"/> 2" Bell Shaped, Length Extension Kit	\$50	
<input type="checkbox"/> 4" Width Extension with 2" Bell Shaped, Length Extension Kit	\$75	
<input type="checkbox"/> 6-Piece Extension Stock Kit	\$95	
(Includes all above pieces)		
Additional Optional Accessories <sup>4</sup> :		
<input type="checkbox"/> Footplate Connector	\$49	

1. Extension length is measured from top of the seat pan to footplate.
2. Choose in Rigging Accessory Section in iQuantum.
3. Only available on 20"W or greater.
4. Assembly required. May require seating configuration adjustments to avoid front caster interference.

Options with a circular checkbox (○) are NOT available through Quantum West.

**FRONT RIGGING ACCESSORIES** **LATERALS (CONT'D)**

Description	Price	HCPCS Code
<input type="checkbox"/> Wheel Bumpers	\$25	
<input type="checkbox"/> Heel Loops (pair) <sup>1</sup>	\$38	E0951
<input type="checkbox"/> Gel Neoprene Footrest Sleeve (pair) <sup>2</sup>	\$65	K0108
<input type="checkbox"/> ELR/ALR Adductor Buttons (pair)	\$125	K0108
<input type="checkbox"/> POSAlinc Knee Adductor for Swing-Away Legrests (pair)*	\$256	K0108
<input type="checkbox"/> POSAlinc Rail Mounted Knee Adductor (pair) *	\$287	K0108
<input type="checkbox"/> Residual Limb Support	\$300	E1020
<input type="checkbox"/> Left <input type="checkbox"/> Right		
<input type="checkbox"/> Bodypoint Ankle Huggers (pair)*	\$134	K0108
<input type="checkbox"/> Small <input type="checkbox"/> Medium		

1. Standard with Angle Adjustable or Multi-Axis footplates.  
2. Only available with Swing-Away legrests.

Description	Price	HCPCS Code
<input type="checkbox"/> <b>Stealth Pelvic/Thigh Laterals*</b>		
Side:		
<input type="checkbox"/> Left Side <input type="checkbox"/> Right Side		
Bracket:		
<input type="checkbox"/> Removable Bracket (ea.)	\$250	E1028
<input type="checkbox"/> Removable Bracket w/ 1" Offset (ea.)	\$325	E1028
<input type="checkbox"/> Flip Down Bracket (ea.)	\$225	E1028
Pad:		
<input type="checkbox"/> Short Pad, 4"x4" (ea.)	\$50	E0956
<input type="checkbox"/> Medium Pad, 4"x8" (ea.)	\$50	E0956
<input type="checkbox"/> Long Pad, 4"x12" (ea.)	\$50	E0956
Adapter:		
<input type="checkbox"/> 2" Depth/Height Adapter Plate (ea.) <sup>2</sup>	\$25	K0108

2. Height adapter plate is needed w/ Tru Comfort seat cushion. Not available on the flip down bracket.

**SEAT CUSHIONS** **MISCELLANEOUS POSITIONING COMPONENTS**

Description	Price	HCPCS Code
<input type="checkbox"/> No Cushion Required		
<i>Please refer to Synergy order forms for detailed pricing, sizes and codes.</i>		
<b>Simplicity Cushion</b> <i>General Use</i>		
<input type="checkbox"/> 16" x 16" - 20" x 24"	\$98	E2601
<input type="checkbox"/> 22" x 16" - 24" x 24"	\$98	E2602
<b>Solution® 1 Cushion</b> <i>Skin Protection:</i>		
<input type="checkbox"/> 14" x 14" - 20" x 24"	\$380	E2603
<input type="checkbox"/> 22" x 16" - 24" x 24"	\$430	E2604
<b>Solution® Cushion</b> <i>Skin Protection &amp; Positioning</i>		
<input type="checkbox"/> 10" x 10" - 20" x 24"	\$380	E2607
<input type="checkbox"/> 22" x 16" - 24" x 24"	\$430	E2608
<b>Spectrum® Gel Cushion</b> <i>Positioning</i>		
<input type="checkbox"/> 12" x 10" - 20" x 24"	\$480	E2605
<input type="checkbox"/> 22" x 16" - 24" x 24"	\$530	E2606
<b>Spectrum® Visco Cushion</b> <i>Skin Protection &amp; Positioning</i>		
<input type="checkbox"/> 10" x 10" - 20" x 24"	\$480	E2607
<input type="checkbox"/> 22" x 16" - 24" x 24"	\$530	E2608
<b>Spectrum® Air</b> <i>Adjustable Skin Protection</i>		
<input type="checkbox"/> 14" x 12" - 20" x 24"	\$480	E2622
<input type="checkbox"/> 22" x 16" - 24" x 24"	\$530	E2623
<b>Spectrum® Air Contour</b> <i>Adjustable Skin Protection &amp; Positioning</i>		
<input type="checkbox"/> 14" x 12" - 20" x 24"	\$499	E2624
<input type="checkbox"/> 22" x 16" - 24" x 24"	\$549	E2625
<b>TRU-Comfort™ Seat Cushion</b> <i>General Use</i>		
<i>Includes Allure leather-like cover</i>		
<input type="checkbox"/> 16" x 16" - 20" x 24"	\$380	E2601
<input type="checkbox"/> 22" x 16" - 22" x 24"	\$480	E2602
<b>TRU-Comfort™ Plus Seat Cushion</b> <i>Skin Protection</i>		
<i>Includes 4-way stretch material cover</i>		
<input type="checkbox"/> 16" x 16" - 20" x 24"	\$380	E2603
<input type="checkbox"/> 22" x 16" - 22" x 24"	\$480	E2604

Description	Price	HCPCS Code
<input type="checkbox"/> Therafin Flip-down Knee Abductor Bracket*	\$172	E1028
Pad:		
<input type="checkbox"/> Small <input type="checkbox"/> Medium <input type="checkbox"/> Large	\$135	E0957
<input type="checkbox"/> Stealth Foot Boxes (pair)*	\$475	K0108
<input type="checkbox"/> Small <input type="checkbox"/> Medium <input type="checkbox"/> Large		
<input type="checkbox"/> Stealth Padded Shoe Holders (pair)*	\$166	K0108
<input type="checkbox"/> Small <input type="checkbox"/> Medium <input type="checkbox"/> X-Large		
<input type="checkbox"/> Otto Bock Arm Channels (ea.)*	\$104	E2209
Side:		
<input type="checkbox"/> Left <input type="checkbox"/> Right		
Size:		
<input type="checkbox"/> Small <input type="checkbox"/> Medium <input type="checkbox"/> Large		
<input type="checkbox"/> Otto Bock Flat Hand Pad(ea.)*	\$52	
Side:		
<input type="checkbox"/> Left <input type="checkbox"/> Right		
Size:		
<input type="checkbox"/> Medium <input type="checkbox"/> Large		

*Please see positioning components order form for additional types, sizes and details.*

**ACCESSORIES**

Description	Price	HCPCS Code
<input type="checkbox"/> Quantum Backpack <sup>1</sup>	\$60	
<input type="checkbox"/> Oxygen Holder <sup>2</sup>	\$150	E2208
<input type="checkbox"/> Recline Accessory Mounting Bracket <sup>3</sup>	\$50	
<input type="checkbox"/> Weather Cover, Medium, Black	\$158	
<input type="checkbox"/> Cup Holder	No Charge	
<input type="checkbox"/> Left <input type="checkbox"/> Right		
<input type="checkbox"/> Tablet Holder	\$315	
<input type="checkbox"/> Deluxe Cell Phone/Media Holder	\$140	
<input type="checkbox"/> Cell Phone/Media Holder	No Charge	

1. Backpack may interfere w/ other rear accessories.  
2. Not available with a Power Elevating Seat or a Lift/Tilt. Oxygen holder on Tilt with Tru Comfort back requires SOF. N/A on Power Recline.  
3. 1" adaptor tube allows cane mounted accessories to mount to power recline back or siderail.

**LATERALS**

Description	Price	HCPCS Code
<input type="checkbox"/> <b>Stealth Thoracic Laterals (pair)*</b>		
Bracket:		
<input type="checkbox"/> 125° Swing-Away Bracket	\$450	E1028
<i>For Use on TRU-Comfort Backs w/ Recline</i>		
<input type="checkbox"/> Swing-Away Rail Mounted	\$450	E1028
<i>For Use on Synergy Back and Tru-Comfort</i>		
Pad:		
<input type="checkbox"/> Flat Pad, 3"x5", Leather-Like Cover	\$200	E0956
<input type="checkbox"/> Flat Pad, 4"x6", Leather-Like Cover	\$200	E0956
<input type="checkbox"/> Curved Pad, 2"x3", 4-Way Stretch Cover	\$200	E0956
<input type="checkbox"/> Curved Pad, 3"x5", 4-Way Stretch Cover	\$200	E0956
<input type="checkbox"/> Curved Pad, 4"x6", 4-Way Stretch Cover	\$200	E0956

1. Swing-away laterals interfere with flip-up armrests.

**LAPBELTS**

Description	Price
<input type="checkbox"/> 38" Lap Belt	Standard
<input type="checkbox"/> 50" Lap Belt	Standard
<input type="checkbox"/> 60" Lap Belt	Standard
<input type="checkbox"/> 70" Lap Belt	Standard
<input type="checkbox"/> 80" Lap Belt	Standard
<input type="checkbox"/> 90" Lap Belt	Standard
<input type="checkbox"/> Pelvic Positioning Belt, 2-Point Padded Med, 9"-15" Hip Width*	\$87
<input type="checkbox"/> Pelvic Positioning Belt, 2-Point Padded, Lg, 13"-19" Hip Width*	\$92
<input type="checkbox"/> Pelvic Positioning Belt, 4-Point Padded, Med, 9"-15" Hip Width*	\$112
<input type="checkbox"/> Pelvic Positioning Belt, 4-Point Padded, Lg, 13"-19" Hip Width*	\$116

Items marked with a (\*) should be chosen in the Positioning Components screen in iQuantum

Options with a circular checkbox (○) are NOT available through Quantum West.

**BATTERY OPTIONS**

Description	Price	HCPCS Code
<input type="checkbox"/> Group 24, 70 Amp, Gel (Universal)	\$352 ea.	E2363
<input type="checkbox"/> Group 24, 70 Amp, Gel (MK)	\$352 ea.	E2363
<input type="radio"/> Group 34, 60-Amp Gel <sup>1</sup>	\$330 ea.	E2359
<input type="checkbox"/> NF-22, 50-Amp Batteries		
<input type="checkbox"/> Maintenance Free AGM (MK)	\$295 ea.	E2361
<input type="checkbox"/> Maintenance Free Gel Cell (Universal)	\$295 ea.	E2361
<input type="checkbox"/> Maintenance Free Gel Cell (MK)	\$295 ea.	E2361

Installation:

Batteries Installed     Do Not Install

1. Required with Super Low Option.

**COMPACT VENT TRAY**

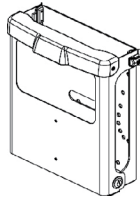
Description	Price
<input type="radio"/> Compact Vent Tray	\$1,395

The addition of a compact vent tray may increase the length & weight of your power chair.

Mounting Bracket: Bracket is pre-selected with TRU-Comfort Back

- Flush       3" Offset<sup>1</sup>       6" Offset

- Accommodates Pulmonetics LTV-style ventilators.
- Max Vent Dim. 3.25" H x 10.5" W x 13.5" / 20 lbs.
- Not Available with Shape Back, Sling Back, Manual Recline, Flip Down Back Canes or rear mounted accessories.

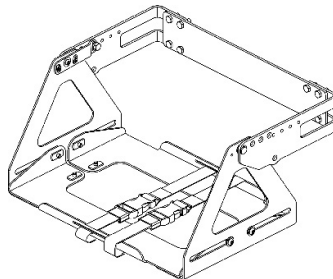


1. Not available with Flip-Up Armrests.

**ARTICULATING VENT TRAY**

Description	Price	HCPCS Code
<input type="radio"/> Articulating Vent Tray <sup>1</sup> - 14.5"W x 10.5-15.5"D	\$1,450	E1030
<input type="radio"/> Articulating Bi-PAP Vent Tray <sup>1</sup> - 9.5"W x 9.5-13.5"D	\$1,450	E1030

The addition of an articulating vent or Bi-PAP tray may increase the length & weight of your power chair.



**Battery Tray Selection:**

- |  |       |       |
|--|-------|-------|
| <input type="radio"/> Battery Tray           | \$450 | K0108 |
| <input type="radio"/> Include U1 Battery Box | \$50  | K0108 |
| <input type="radio"/> Include U1 Battery     | \$133 | E2365 |

1. Not available with TRU Balance Lift or power elevating seat, Manual Recline or with rear mounted accessories.

**TRANSIT KIT INFO**

**Q6000Z**

**THIS SECTION MUST BE READ**

The Transit Securement Package, when used in conjunction with a wheelchair in the specific configuration of an 18"x 20" seat size with 25" high back canes, Full-length height-adjustable single post armrests, Synergy back 25"h, and style 8 swing away legrests and extruded footplates and heel-loops, conforms with the standard of ANSI/RESNA WC/Vol. 4, Section 19, for the purpose of enabling wheelchairs to be secured in certain types of motor vehicles. The Transit Securement Package, including manufacturer-installed front and rear securement brackets and pelvic belt anchoring brackets, has been crash tested in accordance with ANSI/RESNA WC/Vol. 4, Section 19, Frontal Impact Test, with a 168-lbs. (76.2 kg) surrogate occupant corresponding to a user weight range of 115 lbs. (52.16 kg) to 210 lbs. (95.25 kg). While the Transit Securement Package is compatible with additional seat sizes, optional components, and varied configurations, and provides designated securement points, Pride Mobility makes no claims that any other components or configurations have been tested beyond the above described ANSI/RESNA conforming configuration. Please refer to the Transit Securement Package supplement (part number INFMANU3658) for additional information.

**RULES:**

- All options are available when unoccupied.

**Notes when selecting occupied transit kit:**

- It is recommended that usable back height be 2" lower than shoulder height.
- Available on Synergy Seat up to 20"W x 20"D
- Power AFP, ALRs & ELRs are available on Synergy Seating
- All legrests must have heel loops
- Synergy manual seating is N/A
- TRU-Balance Power Positioning seating, options and accessories are N/A
- TRU-Comfort seat cushion is N/A
- Contoured seating is N/A
- Specialty seating is N/A
- Vent option is N/A
- Omit Back option is N/A