Quantum® Rehab
401 York Ave., Duryea, PA 18642
Phone: 866-800-2002 | Fax: 866-707-3422 | Email: quantumorders@pridemobility.com

Q6 Edge® HD Order Form with TRU-Balance® 2 HD Tilt - Group 3, ODJFS Only

Account Number:_____ Date: _____
Provider Name: _____
Contact: _____
Phone:_____ Fax: _____
Email:_____
PO Number:_____
Marked for: _____
Ship to Address: _____
City: _____ State: _____ Zip:_____

INTRODUCTION

This form is interactive when viewed as a PDF in most software. Complete the form by placing checks in the desired boxes and provide information in the interactive fields. Buttons shown at the bottom of the form may be utilized to print or submit the order form through a desktop email application. To email via a web-based application, please 'Save As' and attach the PDF to your email.

This order form contains a large variety of options to fulfill various patient needs. Descriptions and section notes, such as optional or required, are included to help you complete your order. Selections with HCPCS codes may have a part number noted with the selection. Other part numbers can be found on the quote acknowledgment after this order form is submitted. Please contact Quantum Sales at 866-800-2002 if assistance is needed. Send the completed order form by fax (866-707-3422) or email (quantumorders@pridemobility.com). Incomplete forms may delay the quote or order. Customer service will contact you if the order is incomplete or if there are compatibility issues.

If special order requests are needed, be sure that the Patient Information section is completed or include a completed physical assessment form with this order form.

HCPCS codes provided should not be considered as legal advice and do not guarantee reimbursement. DME providers are responsible for determining appropriate billing codes when submitting for insurance reimbursement. All prices are MSRP. Prices, specifications, part numbers, and availability are subject to change without notice. Prices and part numbers as shown are only available when configured as a complete power chair. Please contact technical service for accurate parts ordering.

Thank you for choosing Quantum!

PATIENT INFORMATION

Weight:_____ Height:_____

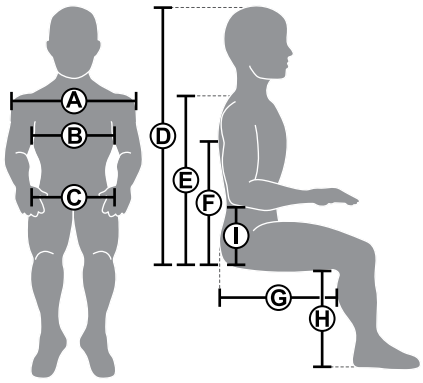

A. Shoulder Width:_____ D. Max Sitting Height: ____ G. Thigh Depth: _____
B. Chest Width: _____ E. Shoulder Height: _____ H. Lower Leg Length: ____
C. Hip Width: _____ F. Axilla Height: _____ I. Elbow Height: _____

_____
_____
_____
_____
_____
_____
_____
_____

Reset Entire Form | Print Entire Form | Submit by Desktop Email

BASE MODEL

REQUIRED. Select a power base. 450 lb. weight capacity with standard 4.7 mph programmable motors, 8 amp off board charger, and unoccupied transit loops. Dimensions of base without legrests: 26”Wx36.75”L.

☐ Quantum Q6 Edge HD 3SPHD-SS $8,595
Part: Q6 EDGEHD 3SPHD-SS *Mfg Sugg HCPCS: K0858/K0014*
Single power option.

BASE COLOR

REQUIRED. Select one shroud color. Colors shown here may differ from actual product depending on monitor/printer calibration used.

BASE MOUNTED FOOT PLATFORM

REQUIRED. Select a foot platform option. May interfere with seat mounted legrests. Not available with center mount foot platforms.

☐ Base Mounted Foot Platform ..... Standard
9.45"W x 10"D platform.

☐ Omit base mounted foot platform ..... No Charge

☐ Base Mounted, Bell Shaped Foot Platform ..... No Charge
10.12"W tapering out to 14"W x 13.06"D platform.

DRIVE WHEELS

REQUIRED. Select a type of drive wheels. Knobby tires increase overall base width by 1.5”.

☐ 3" x 14” Flat Free Tires ..... Standard

☐ 3" x 14” Pneumatic Tires ..... No Charge

☐ 4”W Flat Free, Knobby, Extended Traction Tires $551

☐ 4”W Pneumatic, Knobby, Extended Traction Tires $551

Rim Color

Rim colors other than the standard are available through a special order and extended lead time.

☐ Standard Rims ..... Standard

☐ Match Rims to Base Color $50

☐ Non-matching Rims $50
Select color below

☐ Red Corvette ☐ Back in Black ☐ Pretty in Pink ☐ Lime Light ☐ Midnight Blue ☐ Yellow Blaze

☐ Electric Blue ☐ White Satin ☐ Deep Purple ☐ Grey Street ☐ Orange Crush

BASE LIGHTING PACKAGES

Optional. Select one type of optional lighting packages below. Lighting is not available with Single Actuator Control through Toggle Box.

☐ Switch Fender Lights $250
Fender lights that operate only by pressing included single switch button.

☐ Automatic Fender Lights $275
Fender lights that power on when the controller is activated and can be operated by the included single switch button.

Fender Lights

ELECTRONICS

REQUIRED. Select a type of drive control from the following sections. The No Joystick option is used to omit the joystick and utilize another control, such as a specialty control at the end of this form or found on the Alternative Controls and Electronics Order Forms.

Non-Expandable Controls

Select a joystick below or omit selection if another controller type is desired. Non-expandable does not allow supplementary drive controllers.

- ☐ NE 4-Key Joystick ..... Standard
  Available with Tilt Only through Toggle.
- ☐ NE+ 6-Key Joystick (1 Actuator)..... No Charge
  Control of one actuator through Joystick.
- ☐ No Joystick, Setup for NE+ Joystick... No Charge
- ☐ NE+ 6-Key Joystick (2 Actuators) $200
  Control up to 2 actuators through joystick.
- ☐ NE+ 8-Key Joystick (2 Actuators) $400
  Control up to 2 actuators and Seat Mounted LED Light Package through joystick.

NE+ 6 Key Joystick

Expandable Controls - Quantum Intelligent Systems™

Select expandable controls or omit selection if another controller type is desired. Expandable controls allow multiple or specialized controllers. This sections allows a selection of common configurations.

Q-Logic 2 Required Components

Q-Logic 2 expandable controls require the controller module and expandable harness below. If a Q-Logic joystick or specialty control is selected later in this form, Customer Service will quote the order with these items.

- ☐ Q-Logic 2 EX Controller Module $695
  HCPCS: E2377
- ☐ Q-Logic 2 Expandable Controller..... $425
  Harness
  Part: DWR1111H065 *HCPCS: E2313*

Q-Logic 2 EX Controller Module

Q-Logic 2 Joystick

- ☐ Q-Logic 2 EX Joystick..... $700
- ☐ Q-Logic 2 Ex Joystick for Seat..... $700
  Mounted, LED Light Package
- ☐ No Joystick, Setup for Q-Logic
- ☐ Stand Alone Joystick with $700
  External Charger Port
  Up to 3 drive profiles and 1 seating profile when used alone. Use in conjunction with Enhanced Display for up to 5 profiles and auxiliary functions such as Bluetooth Mouse and IR. Includes charger port mounting bracket and multiplier box harness.

Stand Alone Joystick

Q-Logic 2 Joystick Shroud

REQUIRED with Q-Logic 2 EX Joystick selection above. Reference colors shown on page 2.

- ☐ Black, Soft Touch ..... Standard
- ☐ Match Joystick Shroud to Base Color..... $50
- ☐ Non-matching Joystick Shroud $50
  Select color below

☐ Red Corvette	☐ White Satin	☐ Lime Light	☐ Midnight Blue
☐ Electric Blue	☐ Pretty in Pink	☐ Grey Street	☐ Orange Crush
☐ Back in Black	☐ Deep Purple	☐ Silver Bullet	☐ Yellow Blaze

Q-Logic 2 EX Joystick with Lime Light

JOYSTICK HANDLES

Optional. The NE Plus and Q-Logic 2 EX Joysticks are standard with a carrot handle (See A in image). The optional handle will be mounted to the joystick and the standard handle will be shipped with the unit.

- ☐ Mushroom Handle (B) $71
  Part: ACCASMB1860 *HCPCS: E2323*
- ☐ Chin Cup (C) $71
  Part: ACCASMB1861 *HCPCS: E2323*
  (E2324 when chin control)
- ☐ T-Bar (D) $107
  Part: ACCASMB1858 *HCPCS: E2323*
- ☐ Medium Ball Handle (E)..... $50
  Part: ACCASMB1859 *HCPCS: E2323*
- ☐ Soft Ball Handle (F)..... $50
  Part: ACCASMB1856 *HCPCS: E2323*
- ☐ Extended I-Handle (G)..... $71
  Part: ACCASMB1857 *HCPCS: E2323*
- ☐ Bodypoint 3" Goal Post Handle..... $69
  Part: PLSKNCP1057 *HCPCS: E2323*
- ☐ Bodypoint 4" Goal Post Handle..... $69
  Part: PLSKNCP1058 *HCPCS: E2323*

Joystick Handles

JOYSTICK MOUNTING BRACKETS

REQUIRED. Select a mount to be used with a joystick selected in previous section.

☐ Omit Joystick Mounting Bracket or See Positioning Positioning Components Page or Order Form

Fixed, Inline Joystick Bracket

☐ Fixed, Inline, Left Side Mount ..... Standard ☐ Fixed, Inline, Right Side Mount ..... Standard

Swing-Away (Retractable) Bracket

Allows the joystick to retract to the side of the armrest while maintaining the same joystick orientation. "Inline bracket" is used with track style arms when the joystick is inline with armpad. "Inline bracket" will be offset 1" when used with tube style arms. Select "Offset Bracket" to have the joystick inline with armpad on tube style armrests.

☐ Swing-away, Inline, Left Side Mount..... $245
NE/NE+ Part: ACC142526 *HCPCS: E1028*
Q-Logic: ACC142524

☐ Swing-away, 1" Offset, Left Side Mount $245
NE/NE+ Part: ACC142747 *HCPCS: E1028*
Q-Logic: ACC142742

☐ Swing-away, Inline, Right Side Mount $245
NE/NE+ Part: ACC142527 *HCPCS: E1028*
Q-Logic: ACC142525

☐ Swing-away, 1" Offset, Right Side Mount.... $245
NE/NE+ Part: ACC142748 *HCPCS: E1028*
Q-Logic: ACC142743

Retract4 Swing-Away Arm Kit

Full 180° of movement that translates into multi-position use, straight, right offset, left offset, or fold away. Joystick orientation varies as bracket is adjusted.

☐ Retract4, Left Side Mount $250
NE/NE+ Part: MEC138876 *HCPCS: E1028*
Q-Logic: MEC138860

☐ Retract4, Right Side Mount..... $250
NE/NE+ Part: MEC138876 *HCPCS: E1028*
Q-Logic: MEC138860

Multi-Axis

Allows height adjustment of joystick.

☐ Multi-axis, Left Side Mount.....$100
NE/NE+ Part: ACC142528 *HCPCS: E1028*
Q-Logic: ACC131216

☐ Multi-axis, Right Side Mount $100
NE/NE+ Part: ACC142528 *HCPCS: E1028*
Q-Logic: ACC131216

Stealth Swing Away/Flip Down Bracket

Allows the joystick to pivot to side of armrest, or flip-down if bracket is adjusted.

☐ Stealth Swing-Away/Flip Down Bracket $275
Left Side Mount
Stand Alone Part: ST-TWBM480CJ-Q *HCPCS: E1028*
Q-Logic Part: ST-TWBM480QL-Q *HCPCS: E1028*

☐ Stealth Swing-Away/Flip Down Bracket $275
Right Side Mount
Stand Alone Part: ST-TWBM480CJ-Q *HCPCS: E1028*
Q-Logic Part: ST-TWBM480QL-Q *HCPCS: E1028*


Swing Away Joystick Inline Mount (Right)


Swing Away Joystick Offset Mount (Right)

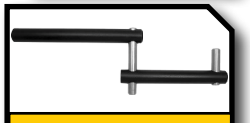
Retract4

Multi-Axis Joystick Mount

Swing-Away/Flip Down Bracket (Stand Alone Hardware Shown)

ELECTRONICS ACCESSORIES

Optional.

☐ Multiplier Harness $221.21

☐ Q-Logic EX/NE Programmer $545

☐ Q-Logic PC Programming Disk with Cable $750

TRU-BALANCE® 2 SEATING

REQUIRED. Be sure to complete the seat dimensions, back cane and back selections, and seat to floor.

TRU-Balance® 2 Selection

☐ TRU-Balance 2 Heavy Duty Power Tilt $7,250
Part: PTOINDV3263 *HCPCS: E1002*
40° center of gravity (CG) power tilt with full drive lockout at 20°. 450 lb weight capacity.

Seat Dimensions

REQUIRED with seat selection. Select width and depth package and enter desired set width and depth in that available package range, available in 1" increments. Configurations disallowed or not shown may be available through special order. Maximum seat size is 28"W x 28"D.

Seat Width

☐ 20"-24" Width Package ☐ 24"-28" Width Package

Set Width at:_____ (From 20" to 28")

Seat Depth

☐ 15"-20" Depth Package ☐ 20"-24" Depth Package ☐ 24"-28" Depth Package

Set Depth at:_____ (From 15" to 28")

Back Cane Height

REQUIRED.

Back Cane Height

☐ 18” ☐ 19” ☐ 20” ☐ 21” ☐ 22” ☐ 23” ☐ 24” ☐ 25” ☐ No Canes

Back Cane Type

☐ With Push Handles ..... Standard
☐ Without Push Handles $125
☐ TRU-Comfort Canes $35

Back Cane Bracket

☐ Standard Back Cane Bracket ..... Standard
☐ 1" (Each Side) Mesomorph $195
☐ 2" (Each Side) Mesomorph $195
☐ 1” (Each Side) Endo $195
☐ 2” (Each Side) Endo $195

Back Cushion Configuration

REQUIRED. Select a configuration type and applicable dimensions.

☐ Synergy Back ..... No Charge
Complete following width package and size.

☐ TRU-Comfort 4-way Stretch, 20” Width or less..... $595
Complete following width package and size. *HCPCS: E2620*

☐ TRU-Comfort 4-way Stretch, 22” Width or greater $695
Complete following width package and size.. *HCPCS: E2621*

☐ Omit Back Pan/Cushion..... No Charge
Select a following width package.

Back Cushion Overall Height

Available overall height range: 17”-25”H, available in 1" increments. *Odd heights include 4” gap* and *even heights include 3” gap* between seat pan and bottom of back cushion.

Set Overall Height at:_____

Seat to Floor Height

REQUIRED. Select a seat to floor height compatible with the seat functions previously selected.

☐ 18.1875” Seat to Floor ☐ 19.1875” Seat to Floor ☐ 20.1875” Seat to Floor

ARMRESTS

REQUIRED. Select the desired type of armrest below. Please read notes to ensure seating compatibility. Be sure to also select an armrest size and armpad type.

☐ No Armrests

Heavy Duty, Removable Armrests

Select a type of HD removable armrests and the set height. Only one height package is selectable as a normal configuration.

☐ 8”-12”H, Single Post, Height Adjustable, Removable, Heavy Duty (Pair) ..... No Charge

☐ 10”-14”H, Single Post, Height Adjustable, Removable, Heavy Duty (Pair) ..... No Charge

Set LEFT height at:_____ Set RIGHT height at:_____

Bariatric, Removable Armrests

Bariatric armrests are only available with full length, molded armpads. Select a type of bariatric, removable armrests and the set height. Only one height package is selectable as a normal configuration.

☐ 8”-12”H, Bariatric, Height Adjustable, Removable, Heavy Duty (Pair) ..... No Charge

☐ 10”-14”H, Bariatric, Height Adjustable, Removable, Heavy Duty (Pair) ..... No Charge

Set LEFT height at:_____ Set RIGHT height at:_____

Height Adjustable, Cantilever Armrests

Angle adjustable from -30° to +30° and height adjustment from 11"-17" depending on cane height.

☐ Height Adjustable, Cantilever Armrests (Pair) $195

Set LEFT height at:_____ Set RIGHT height at:_____

ARMREST SIZE

REQUIRED except with Bariatric Armrests. Select a Left (L) and Right (R) armrest size. This also affects the armpad selection below.

☐ 14” Full Length ☐ 10” Desk Length

ARMPADS

REQUIRED except with Bariatric Armrests. Select to omit an armpad selection or select a left and right armpad length and a type of left and right armpad. Please note that waterfall and gel armpads may cause interference with the seat back.

☐ No Armpad Selection and/or See Positioning Components Page or Order Form..... No Charge

Foam Armpads

Select a left and right standard type armpad (mix or match) OR choose the gel armpads that follow.

☐ Straight, Armpad ..... Standard ☐ Waterfall, Armpad..... No Charge

Falcon Gel Armpads

Sold only in pairs. Select an armpad set below. Armpads are 3” wide.

☐ Falcon Gel Left and Right Armpad with Mounting Plate:
Full Length. ..... $148.02 ea
Desk Length ..... $126.20 ea

JOYSTICK BRACKET RECEIVER

REQUIRED.

☐ Standard Fixed Receiver .....Standard

☐ Stealth Height Adjustable Receiver.....$200
Tube Arm Part: ST-ARM250C-Q *HCPCS: K0108*

Height Adjustable Receiver (Tube Arm)

HEADRESTS

Optional. Select a headrest pad and bracket.

Headrest Pads

☐ Stealth 8” Comfort Plus $142
Part: POS148484 *HCPCS: E0955*

☐ Pediatric Comfort Plus (6”Wx4.5”H) $142
Part: SETHEAD1069 *HCPCS: E0955*

☐ Stealth 10” Comfort Plus (A) $142
Part: SETHEAD1057 *HCPCS: E0955*

☐ Stealth Small Contoured (9.75”Wx3”H)..... $60
Part: SETHEAD1052 *HCPCS: E0955*

☐ Stealth 14” Comfort Plus.....$142
Part: INDPART2327 *HCPCS: E0955*

☐ Stealth Large Contoured (11”Wx6”H) (B)..... $75
Part: SETHEAD1053 *HCPCS: E0955*

Headrest Bracket

☐ Stealth’s Worlds Best Removable.....$210
Headrest Bracket (C)
Part: FRMASMB15999 *HCPCS: E1028*

☐ Stealth Removable Headrest Bracket (D).....$150
Part: HDWASMB1084 *HCPCS: E1028*

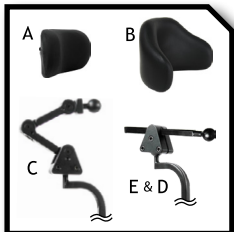

Headrests

LAP BELTS

REQUIRED. Select a lap belt below.

Standard Lap Belts

☐ 38” Lap Belt ☐ 50” Lap Belt ☐ 60” Lap Belt ☐ 70” Lap Belt ☐ 80” Lap Belt ☐ 90” Lap Belt ☐ No Lap Belt

Optional Lap Belts

☐ i-Fit 60” Single Pull, Push Button, ...$86
Medium (7.5”) Padded, 1.5” Belt

☐ i-Fit 60” Single Pull, Push Button, ...$86
Extra Large Padded (11.5”), 2” Belt

☐ i-Fit 60” Single Pull, Push Button, ...$86
Large Padded (9.5”), 2” Belt

☐ 60” Sure-Lok Lap Belt (Non-retractable)..... $120
Required with ICO 7176-19 Compliant Transit Option.

POWER LEGREST CONTROL

Optional. Specific power legrest options are selected later in this form. Select the control type here, if power legrests are desired, to assist the selection of the power positioning electronics.

☐ Articulating Foot Platform (Requires One Actuator Control)

POWER POSITIONING ELECTRONICS

REQUIRED. Select the desired control type for the seating system. Please note the available actuator controls.

☐ Single Actuator Control, Through Toggle (Power Tilt Only) ..... No Charge

Only available with Power Tilt only. Manual recline is not available with NE Tilt through toggle. Fender lights are not available with tilt through toggle. Select toggle side.

☐ Left Side Toggle ☐ Right Side Toggle

☐ Single Actuator Control Through NE+ 6-Key Joystick $1,895
Select this price/code with 1 actuator. *HCPCS: E2310*

☐ Two Actuator Control Through NE+ 6-Key Joystick $2,895
Select this price/code with 2 actuators. *HCPCS: E2311*

☐ Single Actuator Through Q-Logic 2 Controller and Interface (AM1) ..... $1,895 *HCPCS: E2310*

☐ Multiple Actuator Through Q-Logic 2 Controller and Interface (AAM) ..... $2,895 *HCPCS: E2311*

☐ Multiple Actuator Through 4-Way Toggle, Q-Logic 2 Controller and Interface (AAM) ..... $2,895 *HCPCS: E2311*

Bracket mounts to outside of the armpad.

☐ Multiple Actuators Through 4-Way Button Toggle, Q-Logic 2 Controller and Interface (AAM) ..... $2,895 *HCPCS: E2311*

Bracket mounts to outside of the armpad.

☐ Multiple Actuators Through Quad Push Button, Q-Logic 2 Controller and Interface (AAM) ..... $2,895 *HCPCS: E2311*

Bracket mounts to outside of the armpad.

SEAT MOUNTED LIGHTS

Optional. Available only with NE+ 8 Key Joystick or Q-Logic 2 Ex Joystick for LED Lights.

☐ Seat Mounted, LED Light Package $995

Seat Mounted LED Lights (One Shown)

LEGRESTS

Optional. All efforts will be made to accommodate legrest length selection, but minor changes may need to be made to meet shipping guidelines. Some adjustments may be needed upon receipt of the unit. Reference the section's compatibility matrix for legrest interference.

Heavy Duty, 70°, Drop-In, Swing-Away Legrests

Select a configuration, a legrest upper, a legrest extension, and type of footplate. Left (L) and right (R) configurations are selected by checking the appropriate boxes.

Configuration Verification

☐ Left and Right Legrests will match ☐ Left and Right Legrests will not match ☐ One Legrest (Left or Right as Marked)

Heavy Duty, 70°, Swing-Away Legrest Upper

☐ L ☐ R Heavy Duty, 70° Drop-In, Swing-Away Legrests ..... No Charge

Lower Extension

☐ L ☐ R 12"-14.5" Length ☐ L ☐ R 14.5"-18" Length

Set Length at:_____

Angle Adjustable Footplates with Heel Loops

☐ L ☐ R 6"Wx8"D ..... $75 ea. *HCPCS: K0040*

☐ L ☐ R 6"Wx11"D ..... $75 ea. *HCPCS: K0040*

May cause interference on seat widths less than 18".

☐ L ☐ R 8"Wx11"D ..... $75 ea. *HCPCS: K0040*

May cause interference on seat widths less than 20".

Accessories

☐ Wheel Bumpers (pair) $25

Heavy Duty Elevating Legrests

Select a configuration, a legrest upper, a legrest extension, and type of footplate. Left (L) and right (R) configurations are selected by checking the appropriate boxes.

Configuration Verification

☐ Left and Right Legrests will match ☐ Left and Right Legrests will not match ☐ One Legrest (Left or Right as Marked)

Elevating Legrest

☐ L ☐ R Elevating Legrest Assembly ..... $162.50 ea.
Select lower extension and footplates *HCPCS: E0990*

Lower Extension

☐ L ☐ R 11”-14” Length
For reinforced only

☐ L ☐ R 12”-14.5” Length
For angle adjustable only

☐ L ☐ R 14”-17” Length
For reinforced only

☐ L ☐ R 14.5”-18” Length
For angle adjustable only

Set Length at:_____

Reinforced Cast Footplate(s)

☐ L ☐ R 7.25”Wx6”D Reinforced Footplate..... Standard

☐ L ☐ R 8.5”Wx6”D Reinforced Footplate ..... Standard
May cause interference on seat widths less than 18.”

Angle Adjustable Footplate(s)

☐ L ☐ R Angle Adjustable with Heel Loops..... $75 ea.
(Select footplate size below) *HCPCS: K0040*

Angle Adjustable Size

[1]The 6”x11” footplates may cause interference with seat widths less than 18”. [2]The 8”x11” footplates may cause interference with seat widths less than 20”.

☐ L ☐ R 4”Wx6”D

☐ L ☐ R 5”Wx6”D

☐ L ☐ R 5”Wx8”D

☐ L ☐ R 6”Wx8”D[1]

☐ L ☐ R 6”Wx11”D[1]

☐ L ☐ R 8”Wx11”D[2]

Accessories

☐ Heel Loops (pair) $38
Part: FRMASMB7873 *HCPCS: E0951*
Standard on angle adjustable footplates.

☐ Wheel Bumpers (pair) $25

☐ Falcon LPW Gel Padded Adductor Buttons (pair) $125
Part: INDPART2242 *HCPCS: K0108*

Center Mount Foot Platforms

If power articulating foot platform is selected, be sure power legrest control has been selected in previous section.

☐ Power Articulating Foot Platform $2,995
Please verify the appropriate billing code to be used for this item with all third-party payors.

☐ Manually Adjustable Center Mount Foot Platform $250

Power Articulating Foot Platform

Center Mount Lower Extension

☐ 10”-16” Extension ☐ 13”-19” Extension

Set Length at:_____

Center Mount Footplates

☐ 5”x6” Footplates ☐ 5”x8” Footplates ☐ 5”x11” Footplates

Center Mount Calf Support

Optional. Calf pads are standard with a power articulating foot platform. Select calf pads covers for additional charge. Calf pad and panel covers include 1/2” of soft visco foam.

☐ Small Calf Pad (pair) 6”Wx6”H..... $150

☐ Large Calf Pad (pair) 8” taper to 6”Wx8”H $150

☐ Small Calf Panel 18”Wx8”H $150

☐ Large Calf Panel 24”Wx8”H $200
Only available on widths of 20” or greater.

LEGRESTS, CENTER MOUNT FOOT PLATFORMS CONTINUED

Modular Footplate Extension Components

Optional. Assembly required. May require seating configuration adjustments to avoid front caster interference.

- ☐ Width Extension, 8"D and 11"D Footplates $50
- ☐ 2" Bell-Shaped Length Extension $50
  Not compatible with width extensions. Can be used with 6" outside edge with 11" footplates.
- ☐ 4" Outside Edge $50
  Only available with 6"D footplates and 8"D footplate extension.
- ☐ 6" Outside Edge..... $50
  Available with 8"D and 11"D footplates and 11"D footplate extension.

Additional Accessories

- ☐ Reversed Dartex Calf Pad or Panel Cover (pair) $120
- ☐ Wheel Bumpers (pair) $25
- ☐ Footplate Connector $15

CUSHION QUICK PICK

Optional. Available with solid seat pan configurations. General size selections are shown below. Refer to the specific cushion order form for detailed pricing, sizes, codes, weight capacity, and part numbers. Check the non-matching box and attached a cushion order form for a size other than the previously selected seat width and depth, or for a cushion not shown here.

- ☐ Match seat selection width and depth
- ☐ Non-matching cushion size, see cushion order form or cushion part number: _____

Cushion Selection

See cushion order form for detailed sizing and pricing.

- ☐ Simplicity Cushion $98
  General use. (Max 350 lbs) *HCPCS: E2601*
- ☐ Solution® Cushion..... $380-$430
  Skin protection and positioning. (Max 350 lbs) *HCPCS: E2607-E2608*
- ☐ Solution® 1 Cushion..... $380-$430
  Skin protection. (Max 350 lbs) *HCPCS: E2603-E2604*
- ☐ Spectrum® Gel Cushion..... $480-$580
  Positioning. (Max 350 lbs) *HCPCS: E2607-E2608*
- ☐ Spectrum® Foam Cushion ..... $480-$530
  Skin protection and positioning. (Max 650 lbs) *HCPCS: E2605-E2606*
- ☐ TRU-Comfort 2 4-Way Stretch Cushion ..... $380-$480
  Skin protection. (Max 450 lbs) *HCPCS: E2607-E2608*

TRU-Comfort Sport Seat Cover

Available as an additional cover option for TRU-Comfort seat cushions. Only available in sizes below.

- ☐ 16"Wx16"D..... $100
- ☐ 18"Wx18"D $100
- ☐ 20"Wx20"D $100

PROVIDER INSTALLED ACCESSORIES

Optional.

- ☐ Cup Holder (Tube-style Armrest) $17
- ☐ Cell Phone/Media Holder..... $140
- ☐ Tablet Holder $375
- ☐ Transfer Bar (Quick Release)..... $175
- ☐ Oxygen Holder $150
  HCPCS: E2208

BATTERIES

REQUIRED. Select a type of battery below, or to omit the batteries. The powerchair requires 2 batteries.

- ☐ Group 24, 70 Amp Gel Cell, UPG Battery..... $352 ea.
  Part: BATGEL1004 *HCPCS: E2363*
- ☐ Group 24, 70 Amp Gel Cell, MK Battery ..... $352 ea.
  Part: BATGEL1009 *HCPCS: E2363*
- ☐ No batteries. Provider will assume responsibility of batteries.

Battery Installation

Please choose if batteries will be installed, if selected above.

- ☐ Install Batteries ..... No Charge
- ☐ Do NOT Install Batteries..... No Charge

BRANCH PATCHES

Optional.

- ☐ Air Force Patch $20
- ☐ Arm Patch $20
- ☐ Coast Guard Patch $20
- ☐ Marines Patch $20
- ☐ Navy Patch $20
- ☐ Purple Heart Patch $20

MANUFACTURER INSTALLED POSITIONING COMPONENTS

Optional. More options are available on the Positioning Components Order Form.

Stealth Thoracic Laterals

Swing-away laterals may interfere with armrests. These laterals are not available with the back cane option.

Bracket

- ☐ Swing-away, Rail Mounts, pair (TWBSTL) $450
  Part: INDPART2896 *HCPCS: E1028*

Pads

- ☐ Curved Pads, 3”x5”, pair (TWBL-3X5) $200
  Part: INDPART2663 *HCPCS: E0956*
- ☐ Curved Pads, 4”x6”, pair (TWBL-4X6) $200
  Part: INDPART2664 *HCPCS: E0956*

Installation

- ☐ Install Laterals
- ☐ Do Not Install

Stealth Pelvic/Thigh Guides

Pelvic/thigh guides may interfere with the joystick receiver block and down posts. Please provide quantity next to check box.

Bracket

- ☐ ___ QTY Flip Down Bracket (TWBTLADD-HW) ..... $225 ea.
  Part: INDPART2804 *HCPCS: E1028*
- ☐ Flip Down with LEFT Full Surface Contact Feature (TWBADD-L & LPHW407) ..... $225 ea.
  Part: POS140428 *HCPCS: E1028*
- ☐ Flip Down with RIGHT Full Surface Contact Feature (TWBADD-R & LPHW407) ..... $225 ea.
  Part: POS140429 *HCPCS: E1028*
- ☐ ___ QTY Removable Bracket (LP430) ..... $250 ea.
  Part: INDPART2805 *HCPCS: E1028*
- ☐ ___ QTY Removable Bracket with 1” Offset (LP430 & LHW-121) ..... $325 ea.
  Part: INDPART2854 *HCPCS: E1028*

Adapter

- ☐ 2” Height Adapter Plate (LHW-122) $25
  Part: INDPART2821 *HCPCS: K0108*
  Height adapter is needed with TRU-Comfort seat cushions. Not available with the flip down bracket.
- ☐ 2 1/4” Adapter Plate (LHW-129) $50
  Part: POS140430 *HCPCS: K0108*
  Only available with the flip down full surface bracket.

Pad

- ☐ ___ QTY Short Pad, 4”x4” (TWBADD-4X4) ..... $50 ea.
  Part: INDPART2801 *HCPCS: E0956*
- ☐ ___ QTY Medium Pad, 4”x8” (TWBADD-4X8) ..... $50 ea.
  Part: INDPART2802 *HCPCS: E0956*
- ☐ ___ QTY Long Pad, 4”x12” (TWBADD-4X12) ..... $50 ea.
  Part: INDPART2803 *HCPCS: E0956*

Installation

- ☐ Install on Left
- ☐ Install on Right
- ☐ Do Not Install

NON-INSTALLED POSITIONING COMPONENTS

Optional. More options are available on the Positioning Components Order Form.

Stealth Foot Boxes

☐ Stealth Small Foot Boxes, 5"Wx8"Dx7"H..... $475
(SPLE107) (pair)
Part: INDPART2786 *HCPCS: K0108*

☐ Stealth Medium Foot Boxes, 6"Wx10"Dx9"H $475
(SPLE108) (pair)
Part: INDPART2787 *HCPCS: K0108*

☐ Stealth Large Foot Boxes, 7"Wx12"Dx11"H..... $475
(SPLE109) (pair)
Part: INDPART2788 *HCPCS: K0108*

Stealth Padded Shoe Holder

☐ Stealth Small Padded Shoe Holder 3.75"Wx6.25"D..... $266
(SPLE111) (pair)
Part: INDPART2783 *HCPCS: K0108*

☐ Stealth Medium Padded Shoe Holder, 4"Wx8.25"D..... $266
(SPLE112) (pair)
Part: INDPART2784 *HCPCS: K0108*

☐ Stealth X-Large Padded Shoe Holder, 5"Wx10.75"D..... $266
(SPLE114) (pair)
Part: INDPART2785 *HCPCS: K0108*

Stealth Elbow Support

☐ QTY Left,Swing-Away, Elbow Support Bracket..... $175 ea.
Tube Style Arms (ARMS-ES-L)
Part: POS124064 *HCPCS: E1028*

☐ QTY Left, Fixed Elbow Support Bracket..... $175 ea.
TRU-Balance 3 Arms (ARMS-ESFTB3-L)
Part: POS133465

☐ QTY Right, Swing-Away, Elbow Support Bracket..... $175 ea.
Tube Style Arms (ARMS-ES-R)
Part: POS124066 *HCPCS: E1028*

☐ QTY Right, Fixed Elbow Support Bracket ..... $175 ea.
TRU-Balance 3 Arms (ARMS-ESFTB3-R)
Part: POS133466

Pad

☐ QTY 3"Wx3"H Elbow Pad (ARMS-ES-3X3) .....$50 ea.
Part: POS124065 *HCPCS: K0108*

☐ QTY 4"Wx4"H Elbow Pad (ARMS-ES-4X4) .....$50 ea.
Part: POS124067 *HCPCS: K0108*

Stealth i-Fit Dynamic Chest Straps

☐ Upper Classic, Medium (IFPS1103) $142
Part: ST-IFPS1103-Q *HCPCS: E0960*

☐ Upper Classic, Large (IFPS1104) $142
Part: ST-IFPS1104-Q *HCPCS: E0960*

☐ Upper Contour, Medium (IFPS2103) $142
Part: ST-IFPS2103-Q *HCPCS: E0960*

☐ Upper Contour, Large (IFPS2104) $142
Part: ST-IFPS2104-Q *HCPCS: E0960*

☐ Chest Strap, Medium with Belt Anchor (IFCS4113) $90
Part: ST-IFCS4113-Q *HCPCS: E0960*

☐ Chest Strap, Large with Belt Anchor (IFCS4114) $90
Part: ST-IFCS4114 *HCPCS: E0960*

Stealth Swing Away Headrest Mounts

These Swing-Away headrest mounts are only available with the Stealth Comfort Series Headrests.

☐ Facial Lateral, 4.5"x2" Pad, Right Side, ... $325
for comfort Series (CPS9-R-HW & 900-Q)
Part: INDPART2647

☐ Facial Lateral, 4.5"x2" Pad, Left Side $325
for comfort Series (CPS9-L-HW & 900-Q)
Part: INDPART2648

☐ Facial Lateral, 4.5"x2" Pads, Left and Right Side $425
for comfort Series (CPS9-B-HW & 900-Q)
Part: INDPART2649

Other Accessories

☐ QTY Egg Switch Mount (ESM) (A) ..... $50 ea.
Part: INDPART2815

☐ Figure 8 Bracket with 13" Rod and..... $250
Egg Switch Mount (B)
Part: ST-F8675-13-Q

☐ Facial Pad, 6"x2" (920-Q) $50
Part: ST-920-Q *HCPCS: K0108*

☐ Swing-Away Joystick Mount, 18" Rod (C) $250
Part: ST-SUS18-Q
Allows mounting of facial pads and attaches to the head-rest



Stealth Headrest Mounts

SPECIALTY CONTROLS

Optional. Select a type of specialty controls below or to refer to the specialty controls order form.

Enhanced Display

☐ Q-Logic 2 Enhanced Display Kit $1,884.93

Select a color option below. Includes enhanced display, flexible gooseneck and mounting bracket. Features: 3.5" LCD display; up to 5 profiles to control drive, seat, and auxiliary functions; Bluetooth connectivity for mobile devices and mouse emulation; integrated single switch scanner; IR controls.

Enhanced Display

Q-Logic 2 Enhanced Display Shroud

REQUIRED with Q-Logic 2 Enhanced Display selection above. Reference colors shown on page 2.

☐ Black, Soft Touch ..... Standard

☐ Match Joystick Shroud to Base Color..... $50
Part: See color below.

☐ Non-matching Joystick Shroud $50
Select color below

☐ Red Corvette	☐ White Satin	☐ Lime Light	☐ Midnight Blue
☐ Electric Blue	☐ Pretty in Pink	☐ Grey Street	☐ Orange Crush
☐ Back in Black	☐ Deep Purple	☐ Silver Bullet	☐ Yellow Blaze

SPECIALTY CONTROLS CONTINUED

Head Array

☐ Adult i-Drive Tri Array Series, 3-Switch with Egg Switch for Mode (IDH200-1)..... 4,175
Part: CTL135940
HCPCS: E2330
Features 3 embedded proximity sensors for drive control and an egg switch for mode change.

Adult Tri-Array

Other

☐ ___ QTY Multiplier Harness.....$221.21
Part: DWR1111H053

☐ ___ QTY Red Egg Switch (ESRED)..... $77
Part: SWTMCRO1077

☐ ___ QTY Blue Egg Switch (ESBLU) $77
Part: SWTMCRO1079

☐ ___ QTY Black Egg Switch (ESBLK) $77
Part: SWTMCRO1081

☐ ___ QTY Green Egg Switch (ESGRN)..... $77
Part: SWTMCRO1078

☐ ___ QTY Yellow Egg Switch (ESYEL)..... $77
Part: SWTMCRO1080

☐ SCIM Module Kit $575

Allows use of joystick display for specialty devices. Available with Q-Logic 2 EX Joystick selection above. Up to 5 profiles to control drive, seat, and auxiliary functions, excluding sip-n-puff and single switch functions. A switch is required to operate the input device attached to the SCIM module.

SCIM Module

REFERENCE ORDER FORMS

Optional. Select below to note that additional order forms will accompany this order form. This is also be a link in interactive forms.

☐ Alternative Controls & Electronics Order Form

☐ Positioning Components Order Form

Quantum® Rehab
401 York Ave., Duryea, PA 18642
Phone: 866-800-2002 | Fax: 866-707-3422 | Email: quantumorders@pridemobility.com

©2016 Quantum Rehab - A Pride Mobility Products Corporation company. All rights reserved.

facebook.com/QuantumRehab

youtube.com/user/QuantumRehab