



Q6 Edge® Z Order Form with TRU-Balance® 3 Positioning - Group 3, ODJFS Only

Account Number: _____ Date: _____
 Provider Name: _____
 Contact: _____
 Phone: _____ Fax: _____
 Email: _____
 PO Number: _____
 Marked for: _____
 Ship to Address: _____
 City: _____ State: _____ Zip: _____



INTRODUCTION

This form is interactive when viewed as a PDF in most software. Complete the form by placing checks in the desired boxes and provide information in the interactive fields. Buttons shown at the bottom of the form may be utilized to print or submit the order form through a desktop email application. To email via a web-based application, please 'Save As' and attach the PDF to your email.

This order form contains a large variety of options to fulfill various patient needs. Descriptions and section notes, such as optional or required, are included to help you complete your order. Selections with HCPCS codes may have a part number noted with the selection. Other part numbers can be found on the quote acknowledgment after this order form is submitted. Please contact Quantum® Sales at 866-800-2002 if assistance is needed. Send the completed order form by fax (866-707-3422) or email (quantumorders@pridemobility.com). Incomplete forms may delay the quote or order. Customer service will contact you if the order is incomplete or if there are compatibility issues.

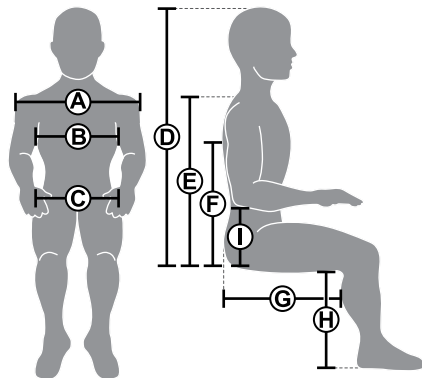
If special order requests are needed, be sure that the Patient Information section is completed or include a completed [physical assessment form](#) with this order form.

HCPCS codes provided should not be considered as legal advice and do not guarantee reimbursement. DME providers are responsible for determining appropriate billing codes when submitting for insurance reimbursement. All prices are MSRP. Prices, specifications, part numbers, and availability are subject to change without notice. Prices and part numbers as shown are only available when configured as a complete power chair. Please contact technical service for accurate parts ordering.

Thank you for choosing Quantum!

PATIENT INFORMATION

Weight: _____ Height: _____
 A. Shoulder Width: _____ D. Max Sitting Height: _____ G. Thigh Depth: _____
 B. Chest Width: _____ E. Shoulder Height: _____ H. Lower Leg Length: _____
 C. Hip Width: _____ F. Axilla Height: _____ I. Elbow Height: _____



BASE MODEL

REQUIRED. Select a power base. 300 lb. weight capacity with standard 6mph programmable motors, 8 amp off board charger, and switch operated fender lights. Dimensions of base without legrests: 26.25"Wx35.5"L.

Quantum Q6 Edge Z 3S-SS \$7,895
 Part: Q6 EDGE Z 3S-SS MFG Sugg HCPCS: K0848/K0011
 Solid seat pan standard with no power option.

Quantum Q6 Edge Z 3MP-SS \$7,895
 Part: Q6 EDGE Z 3MP-SS MFG Sugg HCPCS: K0861/K0011
 Multiple power option.

Quantum Q6 Edge Z 3SP-SS \$7,895
 Part: Q6 EDGE Z 3SP-SS MFG Sugg HCPCS: K0856/K0011
 Single power option.

BASE COLOR

REQUIRED. Select one shroud color. Colors shown here may differ from actual product depending on monitor/printer calibration used.



DRIVE MOTORS

REQUIRED.

6 mph Drive Motors Standard

Accu-Trac Motor Technology \$1,295
 HCPCS: K0108

Community Use Package \$2,125
 300 lbs. weight capacity, 4-pole high speed motor package, 4" wide flat-free or pneumatic extended traction tires. Increases overall base width by 1.5".

Requires Q-Logic 2 electronics. Delivers enhanced traction and tracking, especially with switched drive controls. Programmable speed up to 6 mph.

High Speed Motor Package \$1,574
 Programmable speed up to 8 mph. High speed motors decrease per-charge range. Not available with iLevel seating.

BASE MOUNTED FOOT PLATFORM

REQUIRED. Select a foot platform option. May interfere with seat mounted legrests.

Base Mounted Foot Platform Standard
 Not available with center mount foot platforms.

Omit base mounted foot platform No Charge

DRIVE WHEELS

REQUIRED. Select a type of drive wheels. Knobby tires increase overall base width by 1.5".

14" Run Flat Tires Standard

4"W Pneumatic, Knobby, Extended Traction Tires \$551

4"W Flat Free, Knobby, Extended Traction Tires \$551

ELECTRONICS

REQUIRED. Select a type of drive control from the following sections. The No Joystick option is used to omit the joystick and utilize another control, such as a specialty control at the end of this form or found on the [Alternative Controls and Electronics Order Forms](#).

Non-Expandable Controls

Select a joystick below or omit selection if another controller type is desired. Non-expandable does not allow supplementary drive controllers.

NE+ 6-Key Joystick (1 Actuator) Standard
 Control of one actuator through Joystick on single power base model (3SP-SS) only.

NE+ 6-Key Joystick (2 Actuators) No Charge
 Control up to 2 actuators through joystick.

No Joystick, Setup for NE+ Joystick... No Charge

NE+ 8-Key Joystick (2 Actuators) \$400
 Control up to 2 actuators and Seat Mounted LED Light Package through joystick.



ELECTRONICS CONTINUED

Expandable Controls - Quantum Intelligent Systems™

Select expandable controls or omit selection if another controller type is desired. Expandable controls allow multiple or specialized controllers. This sections allows a selection of common configurations.

Q-Logic 2 Required Components

Q-Logic 2 expandable controls require the controller module and expandable harness below. If a Q-Logic joystick or specialty control is selected later in this form, Customer Service will quote the order with these items.

Q-Logic 2 EX Controller Module \$695 HCPCS: E2377	Q-Logic 2 Expandable Controller..... \$425 Harness Part: DWR1111H065 HCPCS: E2313
--	--



Q-Logic 2 Joystick

Q-Logic 2 EX Joystick..... \$700	Stand Alone Joystick with \$700 External Charger Port
Q-Logic 2 Ex Joystick for Seat..... \$700 Mounted, LED Light Package	Up to 3 drive profiles and 1 seating profile when used alone. Use in conjunction with Enhanced Display for up to 5 profiles and auxiliary functions such as Bluetooth Mouse and IR. Includes charger port mounting bracket and multiplier box harness.
No Joystick, Setup for Q-Logic	



Q-Logic 2 Joystick Shroud

REQUIRED with Q-Logic 2 EX Joystick selection above. Reference colors shown on page 2.

Black, Soft Touch Standard	Match Joystick Shroud to Base Color..... \$50		
Non-matching Joystick Shroud \$50 Select color below			
Red Corvette	White Satin	Lime Light	Midnight Blue
Electric Blue	Pretty in Pink	Grey Street	Orange Crush
Back in Black	Deep Purple	Silver Bullet	Yellow Blaze



JOYSTICK HANDLES

Optional. The NE Plus and Q-Logic 2 EX Joysticks are standard with a carrot handle (See A in image). The optional handle will be mounted to the joystick and the standard handle will be shipped with the unit.

Mushroom Handle (B) \$71 Part: ACCASMB1860 HCPCS: E2323	Soft Ball Handle (F)..... \$50 Part: ACCASMB1856 HCPCS: E2323
Chin Cup (C) \$71 Part: ACCASMB1861 HCPCS: E2323 (E2324 when chin control)	Extended I-Handle (G)..... \$71 Part: ACCASMB1857 HCPCS: E2323
T-Bar (D) \$107 Part: ACCASMB1858 HCPCS: E2323	Bodypoint 3" Goal Post Handle..... \$69 Part: PLSKNCP1057 HCPCS: E2323
Medium Ball Handle (E)..... \$50 Part: ACCASMB1859 HCPCS: E2323	Bodypoint 4" Goal Post Handle..... \$69 Part: PLSKNCP1058 HCPCS: E2323



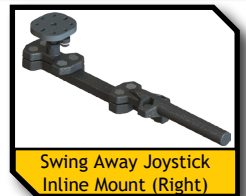
JOYSTICK MOUNTING BRACKETS

REQUIRED. Select a mount to be used with a joystick selected in previous section.

Omit Joystick Mounting Bracket or See Positioning Positioning Components Page or [Order Form](#)

Fixed, Inline Joystick Bracket


Fixed, Inline, Left Side Mount Standard	Fixed, Inline, Right Side Mount Standard
---	--



Swing-Away (Retractable) Bracket

Allows the joystick to retract to the side of the armrest while maintaining the same joystick orientation. "Inline bracket" is used with TRU-Balance 3 arms when the joystick is inline with armpad. "Inline bracket" will be offset 1" when used with tube style arms. Select "Offset Bracket" to have the joystick inline with armpad on tube style armrests.

Swing-away, Inline, Left Side Mount..... \$245 NE/NE+ Part: ACC142526 Q-Logic: ACC142524 HCPCS: E1028	Swing-away, 1" Offset, Left Side Mount \$245 NE/NE+ Part: ACC142747 Q-Logic: ACC142742 HCPCS: E1028
Swing-away, Inline, Right Side Mount \$245 NE/NE+ Part: ACC142527 Q-Logic: ACC142525 HCPCS: E1028	Swing-away, 1" Offset, Right Side Mount.... \$245 NE/NE+ Part: ACC142748 Q-Logic: ACC142743 HCPCS: E1028



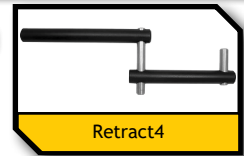
JOYSTICK MOUNTING BRACKETS CONTINUED

Retract4 Swing-Away Arm Kit

Full 180° of movement that translates into multi-position use, straight, right offset, left offset, or fold away. Joystick orientation varies as bracket is adjusted.

Retract4, Left Side Mount \$250
 NE/NE+ Part: MEC138876 HCPCS: E1028
 Q-Logic: MEC138860

Retract4, Right Side Mount \$250
 NE/NE+ Part: MEC138876 HCPCS: E1028
 Q-Logic: MEC138860



Multi-Axis

Allows height adjustment of joystick.

Multi-axis, Left Side Mount\$100
 NE/NE+ Part: ACC142528 HCPCS: E1028
 Q-Logic: ACC131216

Multi-axis, Right Side Mount\$100
 NE/NE+ Part: ACC142528 HCPCS: E1028
 Q-Logic: ACC131216




Stealth Swing Away/Flip Down Bracket

Allows the joystick to pivot to side of armrest, or flip-down if bracket is adjusted.

Stealth Swing-Away/Flip Down Bracket \$275
 Left Side Mount
 Stand Alone Part: ST-TWBM480CJ-Q HCPCS: E1028
 Q-Logic Part: ST-TWBM480QL-Q HCPCS: E1028

Stealth Swing-Away/Flip Down Bracket \$275
 Right Side Mount
 Stand Alone Part: ST-TWBM480CJ-Q HCPCS: E1028
 Q-Logic Part: ST-TWBM480QL-Q HCPCS: E1028



ELECTRONICS ACCESSORIES

Optional.

USB Mobile Device Charger\$175
 Can charge 1 device. A multiplier harness is required and must be added when a Static Seat or Power Tilt Only seating system is chosen. The selection of more than 3 modules requires an additional multiplier.

Multiplier Harness\$221.21
 Q-Logic EX/NE Programmer \$545
 Q-Logic PC Programming Disk with Cable ... \$750



TRU-BALANCE® 3 SEATING - QUANTUM INTELLIGENT SYSTEMS™

REQUIRED. Select one seating system. Be sure to complete the Seat Dimension, Seat to Floor, and back selections.

TRU-Balance® 3 Configuration

TRU-Balance 3 Static Seat\$2,295
 20° of limited recline adjustment (-5/ +15) via gas strut within back cover.

TRU-Balance 3 Power Recline \$7,595
 Part: PTOINDV3444 HCPCS: E1004
 175° of power recline.

TRU-Balance 3 Power Tilt.....\$6,995
 Part: PTOINDV3443 HCPCS: E1002
 50° Center of Gravity (CG) power tilt seating system.

TRU-Balance 3 Power Tilt & Recline.....\$11,895
 Part: PTOINDV3446 HCPCS: E1007
 50° CG power tilt with 175° of power recline. Full drive lockout at 20°.

10" Power Lift or Manual Recline

Optional. Select one option below.

TRU-Balance 3 10" Power Lift with iLevel®\$2,495
 Part: PTOINDV3773 HCPCS: E2300
 Not available with high speed motors or manual recline.

Attendant Manual Recline* \$500
 Part: PTOINDV3501 HCPCS: E1226

*Available through Special Order. Not available with NE+ joystick with Tilt through toggle. Available with Static Seat or Power Tilt. Not available with Power Lift.



Occupied Transit Kit

Optional. The Q6 Edge Z is standard with Unoccupied Transit Loops. 60" Sure-Lok Lap Belt is required with Occupied Transit Option.

WC-19 Occupied Transit Option..... \$200

To determine if your chair is WC-19 compliant (occupied), please refer to this website: <http://www.ercwts.org>.

TRU-BALANCE® 3 SEATING CONTINUED

Seat Dimensions

REQUIRED with seat selection. Select width and depth package and enter desired set width and depth in that package range, available in 1" increments. Configurations disallowed or not shown may be available through special order. Maximum seat size is 24"W x 24"D.

Seat Width

12"-16" Width Package

14"-16" Width Package

16"-20" Width Package

20"-24" Width Package

Set Width at: _____

Seat Depth

12"-16" Depth Package

14"-16" Depth Package

16"-20" Depth Package

20"-24" Depth Package

Set Depth at: _____

Seat to Floor Height

REQUIRED. Select a seat to floor height compatible with the seat functions previously selected.

Static Seat or Recline Only

17.5625" Seat to Floor

18.5625" Seat to Floor

19.5625" Seat to Floor

Tilt Only or Tilt and Recline

18.125" Seat to Floor

19.125" Seat to Floor

20.125" Seat to Floor

Power Lift (with or without Tilt or Recline)

19.375" Seat to Floor

20.375" Seat to Floor

21.375" Seat to Floor

Back Selection

REQUIRED. Match choice in this section with the options in the back cushion configuration section.

Static Back Standard
Select a back cushion configuration in the subsequent section.

Back Cane Option, Omit Back Pan/ Cushion(-\$125)
Available only with Static Back and Power Tilt (1 actuator) selections.
Select cane type and the back cane height below.

Flip Forward Back \$150
Available with Static Back and Power Tilt (1 actuator). Only available with 2-post, flip back or pediatric armrests. Not available with 12"-14" width or with attendant manual recline. Select a back cushion type in the subsequent section.

Back Cane

Select with Back Cane Option selected above.

Angle Adjustable..... Standard

Flip Forward\$25

1" Endo\$35

2" Endo\$35

Back Cane Height

Select with Back Cane Option selected above.

16"

17"

20"

21"

24"

25"

Back Cushion Configuration

REQUIRED except when back cane option selected. Select a configuration type and applicable dimensions. See the Sport, Q-Back, and TRU-Comfort back availability chart for stock order back size ranges. Other size backs may be available with Special Order and extended lead time.

Sport Back..... No Charge
Complete following width package and size.

ADI Q-Back, Active Contour \$525
Complete following width package and size. HCPCS: E2613

ADI Q-Back, Deep Contour..... \$595
Complete following width package and size. HCPCS: E2615

ADI Q-Back, Extra Deep Contour..... \$650
Complete following width package and size. HCPCS: E2620
20" Wide Extra Deep Contour is not compatible with Gel and Waterfall Arm pads, Endo/Meso Downposts, 2 Post Arms, or Ottobock arm blocks unless wider arm bars are installed on the chair.

TRU-Comfort 4-way Stretch, 20" Width or less..... \$595
Complete following width package and size. HCPCS: E2620

TRU-Comfort 4-way Stretch, 22" Width or greater \$695
Complete following width package and size.. HCPCS: E2621

Omit Back Pan/Cushion..... No Charge
Select a following width package.

Aftermarket Back Interface \$200
Enter the preset back width below. Overall seat depth may need to be adjusted to accommodate certain backs. May interfere with gel/waterfall arm pads and arm through. Does not include brackets to mount aftermarket backs. A Special Order is required on back widths less than 16".

TRU-BALANCE® 3 SEATING CONTINUED

Back Cushion Width

Available with +/-4" of seat width.

Match Seat Width Selections

10"W-14"W Package

16"W-20"W Package

20"W-24"W Package

Set Width at: _____

Back Cushion Overall Height

Static Seat and Power Tilt available height range: 16"-25"H. Odd heights include 4" gap and even heights include 3" gap between seat pan and bottom of back cushion.

Power Recline available height range: 19"-28"H. Odd heights include 6" gap and even heights include 7" gap. See the Sport and TRU-Comfort back availability chart for stock order back size ranges.

Overall Height	Tilt or Static Width												Recline Width											
	12"	14"	16"	17"	18"	19"	20"	21"	22"	24"	12"	14"	16"	17"	18"	19"	20"	21"	22"	24"				
14"	ST	S	-	-	-	-	-	-	-	-	-	-	-	-	-	-	-	-	-	-				
15"	ST	S	-	-	-	-	-	-	-	-	-	-	-	-	-	-	-	-	-	-				
16"	-	-	ST	ST	ST	ST	ST	S	ST	ST	-	-	-	-	-	-	-	-	-	-				
17"	-	-	ST	ST	ST	ST	ST	S	ST	ST	-	-	-	-	-	-	-	-	-	-				
18"	-	-	ST	ST	ST	ST	ST	S	ST	ST	-	-	-	-	-	-	-	-	-	-				
19"	-	-	SQT	ST	SQT	ST	SQT	S	ST	ST	S	ST	ST	ST	ST	ST	S	ST	S	ST				
20"	-	-	SQT	ST	SQT	ST	SQT	S	ST	ST	S	ST	ST	ST	ST	ST	S	ST	S	ST				
21"	-	-	SQT	ST	SQT	ST	SQT	S	ST	ST	-	-	ST	ST	ST	ST	S	ST	S	ST				
22"	-	-	SQT	ST	SQT	ST	SQT	S	ST	ST	-	-	ST	ST	ST	ST	S	ST	S	ST				
23"	-	-	ST	ST	ST	ST	ST	S	ST	ST	-	-	SQT	ST	SQT	ST	SQT	S	ST	ST				
24"	-	-	S	S	ST	S	ST	S	S	S	-	-	SQT	ST	SQT	ST	SQT	S	ST	ST				
25"	-	-	S	S	ST	S	ST	S	S	S	-	-	SQT	ST	SQT	ST	SQT	S	ST	ST				
26"	-	-	-	-	-	-	-	-	-	-	-	-	S	S	ST	S	ST	S	S	S				
27"	-	-	-	-	-	-	-	-	-	-	-	-	S	S	ST	S	ST	S	S	S				
28"	-	-	-	-	-	-	-	-	-	-	-	-	S	S	ST	S	ST	S	S	S				

S Sport Back **ST** Sport or TRU-Comfort Back

SQT Sport, Q-Back, or TRU-Comfort

Sport, Q-Back, and TRU-Comfort Back Availability Chart

Set Overall Height at: _____

Aftermarket Back Interface Preset Width

Set Interface Width at: _____ (Range 16"-24" Wide)

TRU-Balance® 3 Back Shroud

REQUIRED. The back shroud is a feature of the TRU-Balance 3 seating system and is available in matching shroud colors. The back shroud is not available with the back cane configuration. Reference colors shown on page 2.

- | | | | | | |
|---------------|---------------|----------------|-------------|---------------|--------------|
| Back in Black | Electric Blue | Pretty in Pink | Lime Light | Silver Bullet | Orange Crush |
| Red Corvette | White Satin | Deep Purple | Grey Street | Midnight Blue | Yellow Blaze |

Additional TRU-Balance® 3 Back Options

Optional.

TRU-Comfort Lateral Wings, pair\$30
 Adds lateral wing to Sport Backs. Standard with TRU-Comfort Backs. Not available on power tilt backs 16"-17"H with limited adjustability on 18" H. Not available on power recline back 19"-20"H with limited adjustability on 21"H.

Privacy Flap, 9.75"\$35
 Standard on recline seating systems.

Privacy Flap, 12.75"\$35
 Standard on recline seating systems.

See Comfort Company Back order form

ARMRESTS

REQUIRED. Select the desired type of armrest below. Please read notes to ensure seating compatibility. Be sure to also select an armrest size and armpad type.

TRU-Balance® 3 Flip-Back Armrests

Choose a left and right TRU-Balance 3 armrest and set height and optional downpost if desired. Different Left (L) and Right (R) armrest height packages are allowed. Not available with Back Cane Option.

L R TRU-Balance 3 Flip-Back, 8"-12"H.....Standard

L R TRU-Balance 3 Flip-Back, 12"-16"HStandard

Set LEFT height at: _____ Set RIGHT height at: _____

TRU-Balance 3 Armrest Downpost (Pair)..... \$175
 Available up to 2" difference between seat and back width via endomorph or mesomorph configuration. Not available on 14" Width seat or back.

Two-Post Armrests

Select the armrest and set the left and right heights. These armrests may interfere with offset backs/ back canes.

2-Post, Flip Back, Height Adjustable, and Removable Armrests (9"-13" Height) \$150 ea. or N/C*
 *No charge with Power Seating. Not available with a depth less than 16". Required with flip forward back and laptrays.

Set LEFT height at: _____ Set RIGHT height at: _____

ARMRESTS CONTINUED

Heavy Duty, Removable Armrests

Select a type of HD removable armrests and the set height. Only one height package is selectable as a normal configuration.

8"-12"H, Single Post, Height Adjustable,\$75 ea.
Removable, Heavy Duty (Sold as pair) HCPCS: E0973

10"-14"H, Single Post, Height Adjustable,\$75 ea.
Removable, Heavy Duty (Sold as pair) HCPCS: E0973

Set LEFT height at: _____ Set RIGHT height at: _____

ARMREST SIZE

REQUIRED. Select a Left (L) and Right (R) armrest size. This also affects the armpad selection below.

L R 14" Full Length

L R 10" Desk Length

ARMPADS

REQUIRED. Select to omit an armpad selection or select a left and right armpad length and a type of left and right armpad. Please note that waterfall and gel armpads may cause interference with the seat back.

No Armpad Selection and/or No Charge
See Positioning Components Page or Order Form

Foam Armpads

Select a left and right standard type armpad (mix or match) OR choose the gel armpads that follow.

L R Straight, Armpad Standard

L R Waterfall, Armpad..... No Charge

Falcon Gel Armpads

Sold only in pairs. Select an armpad set below. Armpads are 3" wide. The mounting plate allows the armpad to be offset from the armrest tube.

Falcon Gel Left and Right Armpad:
Full Length\$92.50 ea
Desk Length\$70.00 ea

For use with TB3 standard armrests.

Falcon Gel Left and Right Armpad with Mounting Plate:
Full Length \$148.02 ea
Desk Length \$126.20 ea

For use with 2-Post, Heavy Duty Removable, or Pediatric Armrests.

JOYSTICK BRACKET RECEIVER

REQUIRED.

Standard Fixed Receiver Standard

Stealth Height Adjustable Receiver..... \$200
Tube Arm Part: ST-ARM250C-Q HCPCS: K0108
Track Arm Part: ST-ARM250T-Q HCPCS:K0108



HEADRESTS

Optional. Select a headrest pad and bracket.

Headrest Pads

Stealth 8" Comfort Plus\$142
Part: POS148484 HCPCS: E0955

Stealth 10" Comfort Plus (A)\$142
Part: SETHEAD1057 HCPCS: E0955

Stealth 14" Comfort Plus.....\$142
Part: INDPART2327 HCPCS: E0955

Pediatric Comfort Plus (6"Wx4.5"H) \$142
Part: SETHEAD1069 HCPCS: E0955

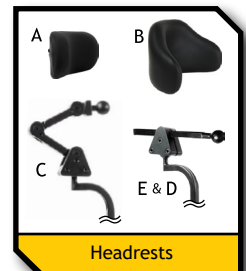
Stealth Small Contoured (9.75"Wx3"H)..... \$60
Part: SETHEAD1052 HCPCS: E0955

Stealth Large Contoured (11"Wx6"H) (B)..... \$75
Part: SETHEAD1053 HCPCS: E0955

Headrest Bracket

Stealth's Worlds Best Removable.....\$210
Headrest Bracket (C)
Part: FRMASMB15999 HCPCS: E1028

Stealth Removable Headrest Bracket (D).....\$150
Part: HDWASMB1084 HCPCS: E1028



LAP BELTS

REQUIRED. Select a lap belt below.

Standard Lap Belts

38" Lap Belt 50" Lap Belt 60" Lap Belt 70" Lap Belt 80" Lap Belt 90" Lap Belt

Optional Lap Belts

i-Fit 60" Single Pull, Push Button,\$86 Medium (7.5") Padded, 1.5" Belt	i-Fit 60" Single Pull, Push Button,\$86 Extra Large Padded (11.5"), 2" Belt
i-Fit 60" Single Pull, Push Button,\$86 Large Padded (9.5"), 2" Belt	60" Sure-Lok Lap Belt (Non-retractable)..... \$120 Required with ICO 7176-19 Compliant Transit Option.

MANUFACTURER INSTALLED ACCESSORIES

Optional.

Push Handles (pair)\$175 or N/C*
*No charge with Power Tilt or Power Recline systems. Not available with oxygen holder, back cane option, or vent tray. Required with attendant manual recline.

Accessory Bar\$100
Standard with the SCIM module, Trilogy vent tray, and oxygen holder. May be added to mount additional accessory to back of unit. Not available with back cane option.

Trilogy Vent Tray \$400
Part: ACC136791 HCPCS: E1029

Compact Vent Tray \$1,395
Part: ACC133889 HCPCS: E1029



Trilogy Vent Tray



Compact Vent Tray

POWER LEGREST CONTROL

Optional. Specific power legrest options are selected later in this form. Select the control type here, if power legrests are desired, to assist the selection of the power positioning electronics.

Independent Legrests (Requires 2 actuator controls)

Articulating Foot Platform (Requires One Actuator Control)

Combined Legrests (Requires 1 actuator control)

POWER POSITIONING ELECTRONICS

REQUIRED, except with Static Seat without power options. Select the desired control type for the seating system. Please note the available actuator controls. The 4-way toggle and 4 function push button are mounted on the same side as the joystick.

Single Actuator Control, Through No Charge
Toggle (Power Tilt Only)*

*Only available with Power Tilt Only through Special Order. Manual recline is not available with NE Tilt through toggle. Fender lights are not available with tilt through toggle. Select toggle side.

Left Side Toggle

Right Side Toggle

Through NE+ 6-Key Joystick with either:

Single Actuator Control..... \$1,895
Select this price/code with 1 actuator. HCPCS: E2310

Two Actuator Control \$2,895
Select this price/code with 2 actuators. HCPCS: E2311

Single Actuator Through Q-Logic 2 \$1,895
Controller and Interface (AM1) HCPCS: E2310

Multiple Actuator Through Q-Logic 2 \$2,895
Controller and Interface (AAM) HCPCS: E2311

Multiple Actuator Through 4-Way \$2,895
Toggle, Q-Logic 2 Controller and Interface (AAM) HCPCS: E2311
Bracket mounts to outside of the armpad.

Multiple Actuators Through 4-Way \$2,895
Button Toggle, Q-Logic 2 Controller and Interface (AAM) HCPCS: E2311
Bracket mounts to outside of the armpad.

Through 4 Function Push Button and Q-Logic 2 Controller and Interface with either:

Single Actuator Control (AAM) \$2,895
Select this price/code with 1 actuator. HCPCS: E2310

Multiple Actuator Control (AAM) \$2,895
Select this with multiple actuators. HCPCS: E2311
Only available with TB3 armrests.



Switch Controls

Attendant Control

Optional. Attendant control will be no charge when ordered with Power Tilt and Recline System.

Attendant Control \$500
Part: ELE125264 HCPCS: E2331

Seat Mounted, LED Light Package

Optional. Available only with NE+ 8 Key Joystick or Q-Logic 2 Ex Joystick for LED Lights.

Seat Mounted, LED Light Package \$995



Seat Mounted LED Lights (One Shown)

LEGRESTS

Optional. All efforts will be made to accommodate legrest length selection, but minor changes may need to be made to meet shipping guidelines. Some adjustments may be needed upon receipt of the unit. Reference the section's compatibility matrix for legrest interference.

Center Mount Foot Platforms

If power articulating foot platform is selected, be sure power legrest control has been selected in previous section.

Power Articulating Foot Platform \$2,995

Please verify the appropriate billing code to be used for this item with all third-party payors.

Manually Adjustable Center Mount Foot Platform \$250

Center Mount Lower Extension

8"-12" Extension 13"-19" Extension

N/A with Power Articulation.

10"-16" Extension

Set Length at: _____

Center Mount Footplates

5"x6" Footplates

5"x8" Footplates

5"x11" Footplates

Center Mount Calf Support

Optional. Calf pads are standard with a power articulating foot platform. Select calf pads covers for additional charge. Calf pad and panel covers include 1/2" of soft visco foam.

Small Calf Pad (pair) 6"Wx6"H \$150

Small Calf Panel 18"Wx8"H \$150

Large Calf Pad (pair) 8" taper to 6"Wx8"H .. \$150

Large Calf Panel 24"Wx8"H \$200

Only available on widths of 20" or greater.



Center Mount Foot Platform Compatibility Matrix for TRU-Balance® 3	Power Recline or Static Seat			Power Tilt			Power Lift		
	Low	Med.	High	Low	Med.	High	Low	Med.	High
10"-16" Length Extension	!	✓	✓	✓	✓	✓	✓	✓	✓
13"-19" Length Extension	!	!	!	!	!	!	!	!	✓

This rigging configuration causes no interference issues at this seat-to-floor height.
 This rigging configuration may have less than 1.75" clearance when fully extended and may interfere with the ground or reduce obstacle climbing ability.

Modular Footplate Extension Components

Optional. Assembly required. May require seating configuration adjustments to avoid front caster interference.

Width Extension, 8"D and 11"D Footplates \$50

4" Outside Edge \$50

Only available with 6"D footplates and 8"D footplate extension.

2" Bell-Shaped Length Extension \$50

Not compatible with width extensions. Can be used with 6" outside edge with 11" footplates.

6" Outside Edge \$50

Available with 8"D and 11"D footplates and 11"D footplate extension.

Additional Accessories

Reversed Dartex Calf Pad or Panel Cover (pair) \$120

Footplate Connector \$15

Wheel Bumpers (pair) \$25

70° Power Articulating, Swing Away Legrests

4" of articulating range. Be sure power legrest control has been selected in previous section. Select an upper, lower extension, and footplate. Left (L) and right (R) configurations are selected by checking the appropriate boxes.

Configuration Verification

Left and Right Legrests will Match

Left and Right Legrests will not match

One Legrest (Left or Right as Marked)

Power Articulating, Swing Away Legrest

70° Articulating, Swing-Away Legrest \$1,197.50 ea.
 L R HCPCS: E1010

Lower Extension

11"-13" Length 14.5"-18" Length
 L R L R

Set Length at: _____

70° Power Articulating, Swing-Away Legrest Compatibility Matrix	Power Recline or Static Seat			Power Tilt			Power Lift		
	Low	Med.	High	Low	Med.	High	Low	Med.	High
Angle Adjustable, 11"-13"	✓	✓	✓	✓	✓	✓	✓	✓	✓
Angle Adjustable, 14.5"-18"	!	!	!	!	!	!	!	!	✓

This rigging configuration causes no interference issues at this seat-to-floor height.
 This rigging configuration may have less than 1.75" clearance when fully extended and may interfere with the ground or reduce obstacle climbing ability.

LEGRESTS CONTINUED

Angle Adjustable Footplate

¹The 6"x11" footplates may cause interference with seat widths less than 18". ²The 8"x11" footplates may cause interference with seat widths less than 20".

<input type="checkbox"/> L <input type="checkbox"/> R 4"Wx6"D	<input type="checkbox"/> L <input type="checkbox"/> R 5"Wx6"D	<input type="checkbox"/> L <input type="checkbox"/> R 5"Wx8"D	<input type="checkbox"/> L <input type="checkbox"/> R 6"Wx8"D ¹	<input type="checkbox"/> L <input type="checkbox"/> R 6"Wx11"D ¹	<input type="checkbox"/> L <input type="checkbox"/> R 8"Wx11"D ²
---	---	---	--	---	---

Accessories

Calf Pad (pair) 6"Wx6"H No Charge	Gel Padded Knee Abductor Buttons (pair) \$125 INDPART2242 HCPCS: K0108
---	---

60°-90° Swing-Away Legrests

Adjustable in 5° increments. Select a configuration, a legrest upper, a legrest extension, and type of footplate. Left (L) and right (R) configurations are selected by checking the appropriate boxes.

Configuration Verification

Left and Right Legrests will match Left and Right Legrests will not match One Legrest (Left or Right as Marked)

Swing-Away Legrest Upper

L R 60°-90° Swing-Away Legrest \$81 ea. or N/C*
*No charge with Power Positioning. Lower extensions with minimum 11" length utilize a short style legrest upper.

Lower Extension

<input type="checkbox"/> L <input type="checkbox"/> R 11"-13" Length N/A with Multi-axis	<input type="checkbox"/> L <input type="checkbox"/> R 13"-16.5" Length N/A with Multi-Axis
<input type="checkbox"/> L <input type="checkbox"/> R 11"-16.5" Length N/A with Angle Adjustable	<input type="checkbox"/> L <input type="checkbox"/> R 15.5"-19.5" Length

Set Length at: _____

Extruded Footplate(s)

<input type="checkbox"/> L <input type="checkbox"/> R 7.25"Wx6"D Extruded Footplate Standard
<input type="checkbox"/> L <input type="checkbox"/> R 8.5"Wx6"D Extruded Footplate Standard May cause interference on seat widths less than 18."

Angle Adjustable or Multi Axis Selection

<input type="checkbox"/> L <input type="checkbox"/> R Angle Adjustable with Heel Loops \$75 ea. (Select footplate size) HCPCS: K0040	<input type="checkbox"/> L <input type="checkbox"/> R Multi-Axis (Select footplate size) \$247.50 ea HCPCS: K0040
---	--

Angle Adjustable or Multi-Axis Footplate Size

¹The 6"x11" footplates may cause interference with seat widths less than 18". ²The 8"x11" footplates may cause interference with seat widths less than 20".

<input type="checkbox"/> L <input type="checkbox"/> R 4"Wx6"D	<input type="checkbox"/> L <input type="checkbox"/> R 5"Wx6"D	<input type="checkbox"/> L <input type="checkbox"/> R 5"Wx8"D	<input type="checkbox"/> L <input type="checkbox"/> R 6"Wx8"D ¹	<input type="checkbox"/> L <input type="checkbox"/> R 6"Wx11"D ¹	<input type="checkbox"/> L <input type="checkbox"/> R 8"Wx11"D ²
---	---	---	--	---	---

60°-90° Swing-Away Legrest Accessories

Heel Loops (pair) \$38 Part: FRMASMB7873 HCPCS: E0951 Standard on angle adjustable and multi-axis footplates.	Therafin 31515 Multi-Axis Amputee Support, RIGHT \$230 Part: INDPART2822 HCPCS: E1020
Wheel Bumpers (pair) \$25	Therafin 32387 Amputee Support Gel Cover, LEFT \$150 Part: INDPART2823 HCPCS: K0108
Gel Neoprene Footrest Sleeve (pair) \$80 Part: INDPART2243 HCPCS: K0108	Therafin 32387 Amputee Support Gel Cover, RIGHT \$150 Part: INDPART2823 HCPCS: K0108
Therafin 31515 Multi-Axis Amputee Support, LEFT \$230 Part: INDPART2822 HCPCS: E1020	

60°-90° Swing-Away Legrest Compatibility Matrix	Power Recline or Static Seat			Power Tilt			Power Lift		
	Low	Med.	High	Low	Med.	High	Low	Med.	High
Extruded, 11"-16.5"	!	✓	✓	✓	✓	✓	✓	✓	✓
Extruded, 13"-16.5"	!	✓	✓	✓	✓	✓	✓	✓	✓
Extruded, 15.5"-19.5"	!	!	!	!	!	!	!	!	✓
Angle Adjustable, 13"-16.5"	!	✓	✓	✓	✓	✓	✓	✓	✓
Angle Adjustable, 15.5"-19.5"	!	!	!	!	!	!	!	!	✓
Multi-Axis, 11"-16.5"	!	✓	✓	✓	✓	✓	✓	✓	✓
Multi-Axis, 15.5"-19.5"	!	!	!	!	!	!	!	!	✓

11"-13" extension causes no interference at all seat-to-floor heights.

✓ This rigging configuration causes no interference issues at this seat-to-floor height.

! This rigging configuration may have less than 1.75" clearance when fully extended and may interfere with the ground or reduce obstacle climbing ability.

LEGRESTS CONTINUED

Elevating Legrests

Select a configuration, a legrest upper, a legrest extension, and type of footplate. Left (L) and right (R) configurations are selected by checking the appropriate boxes.

Configuration Verification

Left and Right Legrests will match

Left and Right Legrests will not match

One Legrest (Left or Right as Marked)

Elevating Legrest

Elevating Legrest Assembly \$162.50 ea.
 Select lower extension and footplates HCPCS: E0990

Lower Extension

11"-14" Length 14"-17" Length
 For reinforced only For reinforced only

12"-14.5" Length 14.5"-18" Length
 For angle adjustable only For angle adjustable only

Set Length at: _____

Reinforced Cast Footplate(s)

7.25"Wx6"D Reinforced Footplate..... Standard

8.5"Wx6"D Reinforced Footplate Standard
 May cause interference on seat widths less than 18."

Angle Adjustable Footplate(s)

Angle Adjustable with Heel Loops \$75 ea.
 (Select footplate size below) HCPCS: K0040

Angle Adjustable Size

¹The 6"x11" footplates may cause interference with seat widths less than 18". ²The 8"x11" footplates may cause interference with seat widths less than 20".

4"Wx6"D 5"Wx6"D 5"Wx8"D 6"Wx8"D¹ 6"Wx11"D¹ 8"Wx11"D²

Accessories

Heel Loops (pair) \$38
 Part: FRMASMB7873 HCPCS: E0951
 Standard on angle adjustable footplates.

Wheel Bumpers (pair) \$25

Falcon LPW Gel Padded Adductor Buttons (pair) \$125
 Part: INDPART2242 HCPCS: K0108

CUSHION QUICK PICK

Optional. General size selections are shown below. Refer to the [specific cushion order form](#) for detailed pricing, sizes, codes, and part numbers. Check the non-matching box and attached a cushion order form for a size other than the previously selected seat width and depth, or for a cushion not shown here.

Match seat selection width and depth

Non-matching cushion size, [see cushion order form](#)

Solution® Cushion (Skin Protection and Positioning)

10"Wx10"D to 20"Wx24"D \$380
 HCPCS: E2607

22"Wx16"D to 24"Wx24"D \$430
 HCPCS: E2608

Solution® 1 Cushion (Skin Protection)

14"Wx14"D to 20"Wx24"D \$380
 HCPCS: E2603

22"Wx16"D to 24"Wx24"D \$430
 HCPCS: E2604

Spectrum® Gel Cushion (Positioning)

12"Wx10"D to 20"Wx24"D \$480
 HCPCS: E2605

22"Wx16"D to 24"Wx24"D \$530
 HCPCS: E2606

Elevating Legrest Compatibility Matrix	Power Recline or Static Seat			Power Tilt			Power Lift		
	Low	Med.	High	Low	Med.	High	Low	Med.	High
Reinforced, 11"-14"	✓	✓	✓	✓	✓	✓	✓	✓	✓
Reinforced, 14"-17"	!	!	✓	!	✓	✓	✓	✓	✓
Angle Adjustable, 12"-14.5"	✓	✓	✓	✓	✓	✓	✓	✓	✓
Angle Adjustable, 14.5"-18"	!	!	!	!	!	✓	!	✓	✓

This rigging configuration causes no interference issues at this seat-to-floor height.
 This rigging configuration may have less than 1.75" clearance when fully extended and may interfere with the ground or reduce obstacle climbing ability.

CUSHION QUICK PICK CONTINUED

Spectrum® Foam Cushion (Skin Protection and Positioning)

10"Wx10"D to 20"Wx24"D..... \$480 <i>HCPCS: E2607</i>	22"Wx16"D to 24"Wx24"D \$530 <i>HCPCS: E2608</i>
--	---

TRU-Comfort™ 2 4-Way Stretch Cushion (Skin Protection)

16"Wx14"D to 20"Wx24"D \$380 <i>HCPCS: E2603</i>	22"Wx16"D to 22"Wx24"D \$480 <i>HCPCS: E2604</i>
---	---

TRU-Comfort™ Sport Seat Cover


Available as an additional cover option for both TRU-Comfort seat cushions. Only available in sizes below.

16"Wx16"D..... \$100	20"Wx20"D \$100
18"Wx18"D \$100	

PROVIDER INSTALLED ACCESSORIES

Optional. Multiple accessories can be mounted along the various tracks but some interference may occur.

TRU-Balance Cup Holder No Charge <i>For use with TRU-Balance 3 (track style) armrests.</i>	Large, Black, Weather Cover \$158
Cup Holder (Tube-style Armrest) No Charge <i>For use with tube-style armrests.</i>	TRU-Balance Reflector Kit \$25
TRU-Balance Backpack Holder (Pair) (A) \$25 <i>Not available with back cane option.</i>	TRU-Balance Personal Item Hook \$25 <i>Not available with back cane option.</i>
TRU-Balance Hydration System (B) \$175	TRU-Balance Rear View Mirror \$25
TRU-Balance Glove Box (C) \$100	TRU-Balance Oxygen Holder \$150 <i>HCPCS: E2208</i>
TRU-Balance Transfer Bar, Quick Release (Pair) (D) \$175 <i>HCPCS: E0705</i>	TRU-Balance Tablet Holder \$375
TRU-Balance Front Mounted Cell Phone Holder (E) \$50	TRU-Balance Clothing Guard (Pair) \$175



BATTERIES

REQUIRED. Select a type of battery below, or to omit the batteries. The powerchair requires 2 batteries.

Group 24, 70 Amp Gel Cell, UPG Battery..... \$295 ea. <i>Part: BATGEL1004 HCPCS: E2363</i>	Group 24, 70 Amp Gel Cell, MK Battery \$295 ea. <i>Part: BATGEL1009 HCPCS: E2363</i>
---	---

No batteries. Provider will assume responsibility of batteries.

Battery Installation

Please choose if batteries will be installed, if selected above.

Install Batteries No Charge	Do NOT Install Batteries..... No Charge
-----------------------------------	---

MANUFACTURER INSTALLED POSITIONING COMPONENTS

Optional. More options are available on the [Positioning Components Order Form](#).

Stealth Thoracic Laterals

Swing-away laterals may interfere with TB3 and 2-post, flip up armrests. These laterals are not available with the back cane option.

Bracket

Swing-away, Rail Mounts, pair (TWBSTL)..... \$450 <i>Part: INDPART2896 HCPCS: E1028</i>
--



Pads

Curved Pads, 3"x5", pair (TWBL-3X5)..... \$200 <i>Part: INDPART2663 HCPCS: E0956</i>	Curved Pads, 4"x6", pair (TWBL-4X6)..... \$200 <i>Part: INDPART2664 HCPCS: E0956</i>
---	---

Installation

Install Laterals	Do Not Install
------------------	----------------

NON-INSTALLED POSITIONING COMPONENTS CONTINUED

Stealth i-Fit Dynamic Chest Straps

Upper Classic, Medium (IFPS1103)	\$142
Part: ST-IFPS1103-Q	HCPCS: E0960
Upper Classic, Large (IFPS1104)	\$142
Part: ST-IFPS1104-Q	HCPCS: E0960
Upper Contour, Medium (IFPS2103)	\$142
Part: ST-IFPS2103-Q	HCPCS: E0960

Upper Contour, Large (IFPS2104)	\$142
Part: ST-IFPS2104-Q	HCPCS: E0960
Chest Strap, Medium, Belt Anchor (IFCS4113)	\$90
Chest Strap, Large, Belt Anchor (IFCS4114)	\$90

Stealth Swing Away Headrest Mounts

These Swing-Away headrest mounts are only available with the Stealth Comfort Series Headrests.

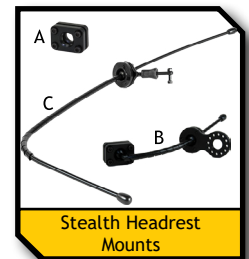
Facial Lateral, 4.5"x2" Pad, Right Side,	\$325
for comfort Series (CPS9-R-HW & 900-Q)	
Part: INDPART2647	
Facial Lateral, 4.5"x2" Pad, Left Side	\$325
for comfort Series (CPS9-L-HW & 900-Q)	
Part: INDPART2648	

Facial Lateral, 4.5"x2" Pads, Left and Right Side	\$425
for comfort Series (CPS9-B-HW & 900-Q)	
Part: INDPART2649	

Other Accessories

Egg Switch Mount (ESM) (A)	\$50 ea.
Part: INDPART2815	
Figure 8 Bracket with 13" Rod and.....	\$250
Egg Switch Mount (B)	
Part: ST-F8675-13-Q	HCPCS: K0108

Facial Pad, 6"x2" (920-Q)	\$50
Part: ST-920-Q	HCPCS: K0108
Swing-Away Joystick Mount, 18" Rod (C) ...	\$250
Part: ST-SUS18-Q	HCPCS: K0108
Allows mounting of facial pads and attaches to the headrest	



SPECIALTY CONTROLS

Optional. Select a type of specialty controls below or to refer to the specialty controls order form.

Enhanced Display

Q-Logic 2 Enhanced Display Kit	\$1,884.93
Select a color option below. Includes enhanced display, flexible gooseneck and mounting bracket. Features: 3.5" LCD display; up to 5 profiles to control drive, seat, and auxiliary functions; Bluetooth connectivity for mobile devices and mouse emulation; integrated single switch scanner; IR controls.	



Q-Logic 2 Enhanced Display Shroud

Required with Q-Logic 2 Enhanced Display selection above. Reference colors shown on page 2.

Black, Soft Touch	Standard	Match Joystick Shroud to Base Color	\$50
Non-matching Joystick Shroud		Part: See color below.	
Select color below			
Red Corvette	White Satin	Lime Light	Midnight Blue
Electric Blue	Pretty in Pink	Grey Street	Orange Crush
Back in Black	Deep Purple	Silver Bullet	Yellow Blaze

Head Array

Adult i-Drive Tri Array Series, 3-Switch with Egg Switch for Mode (IDH200-1)	\$4,175
Part: CTL135940	HCPCS: E2330
Features 3 embedded proximity sensors for drive control and an egg switch for mode change.	



SPECIALTY CONTROLS CONTINUED

Other

Multiplier Harness.....	\$221.21
<small>QTY</small> Part: DWR1111H053	
Red Egg Switch (ESRED).....	\$77
<small>QTY</small> Part: SWTMCRO1077	
Blue Egg Switch (ESBLU).....	\$77
<small>QTY</small> Part: SWTMCRO1079	
Black Egg Switch (ESBLK).....	\$77
<small>QTY</small> Part: SWTMCRO1081	
Green Egg Switch (ESGRN).....	\$77
<small>QTY</small> Part: SWTMCRO1078	

Yellow Egg Switch (ESYEL).....	\$77
<small>QTY</small> Part: SWTMCRO1080	

SCIM Module Kit..... \$575
 Allows use of joystick display for specialty devices. Available with Q-Logic 2 EX Joystick selection above. Includes the TRU-Balance® 3 accessory bar. Up to 5 profiles to control drive, seat, and auxiliary functions, excluding sip-puff and single switch functions. A switch is required to operate the input device attached to the SCIM module.



SCIM Module

REFERENCE ORDER FORMS

Optional. Select below to note that additional order forms will accompany this order form. This is also be a link in interactive forms.

[Alternative Controls & Electronics Order Form](#)

[Positioning Components Order Form](#)

BRANCH PATCHES

Optional.

Air Force Patch.....	\$20
Arm Patch.....	\$20
Coast Guard Patch.....	\$20

Marines Patch.....	\$20
Navy Patch.....	\$20
Purple Heart Patch.....	\$20



Air Force



Army



Coast Guard



Marines



Navy



Purple Heart

Quantum® Rehab

401 York Ave., Duryea, PA 18642

Phone: 866-800-2002 | Fax: 866-707-3422 | Email: quantumorders@pridemobility.com

©2016 Quantum Rehab - A Pride Mobility Products Corporation company. All rights reserved.

