

Quantum® 1450

Group 3 Very Heavy Duty
 Synergy and Captain's Seating
 Order Form/ODJFS Only
 Up To 600 lbs. Weight Capacity



ACCOUNT INFO

Account Number: _____
 Provider Name: _____
 Contact Name: _____
 Phone #: _____
 Fax #: _____
 E-mail Address: _____

Date: _____
 PO#: _____
 Marked For: _____
 3 Column Pricing on Quote/Order: Yes No
 Quote #: _____

Ship To: _____
 Address: _____
 City: _____ State: _____ Zip: _____
 Lift Gate Needed: Yes No

Taken By: _____

SET-TO-SPEC*

Please Supply Client Information:

Client Height: _____
 Client Weight: _____
 Mount Hip/Thigh Supports: Yes No
 Mount Lateral Thoracic Supports: Yes No

Armrest Height from Pan: _____

Rigging Length (whole numbers only): _____

Seat to Floor Height (check one):

Seating System	Seat-To-Floor Heights		
	16.5"	17.5"	18.5"
Synergy® Seating Frame	16.5"	17.5"	18.5"
Contoured Seating	20.5"	21.5"	22.5"
Contoured Seating w/ SSP	17.5"	18.5"	19.5"
HD Contoured Seating (26"W and Wider)	21.5"	22.5"	23.5"
HD Contoured Seating w/ SSP (26"W and Wider)	18.5"	19.5"	20.5"

Seat to floor height are +/- 1/8" with 24"W x 24"D with Flat-Free tires

* While every effort will be taken to ensure dimensions will be preset to your specifications prior to shipping variations in options may effect final settings.

NOTES:

DME providers are responsible for determining appropriate billing codes when submitting for insurance reimbursement. HCPCS codes should not be considered as legal advice. All prices are MSRP. Options with a circular checkbox (⊙) are NOT available through Quantum West.

BASE MODEL **EXPANDABLE CONTROLS**

Description	Price	HCPCS Code
<input type="checkbox"/> Quantum 1450 3VHD-SS <i>600lb weight capacity</i>	\$11,095	K0852/K0014 MFG Suggested
<input type="checkbox"/> Quantum 1450 3VHD-C <i>600lb weight capacity</i>	\$11,095	K0853/K0014 MFG Suggested

COLORS

Metallic Colors:

<input type="checkbox"/> Candy Apple Red	<input type="checkbox"/> Emerald Green
<input type="checkbox"/> Viper Blue	<input type="checkbox"/> Sapphire Blue
<input type="checkbox"/> Onyx Black	<input type="checkbox"/> Orion Yellow
<input type="checkbox"/> Sunburst Orange	<input type="checkbox"/> True Blue
<input type="checkbox"/> Pearl Pink	
<input type="checkbox"/> Silver	

DRIVE WHEELS

Description	Price
<input type="checkbox"/> 14" Flat Free	Standard


BASE MOUNTED FOOT PLATFORM

Description	Price
<input type="checkbox"/> Heavy Duty, Base Mounted Foot Platform	
<input type="checkbox"/> 17"W x 13"D	Standard
<input type="checkbox"/> 17"W x 16"D	No Charge
<input type="checkbox"/> No Foot Platform	No Charge

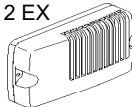



BATTERY CHARGER

Description	Price
<input type="checkbox"/> 8 Amp Off-board Charger	Standard

NON-EXPANDABLE CONTROLS

Description	Price
<input type="checkbox"/> 90 Amp VR2 6-Key 	Standard

Q-Logic 2 EX Joystick or Enhanced Display must be ordered with a Q-Logic 2 EX Controller and Harness For Expandable Controls

<input type="checkbox"/> 100 Amp Q-Logic 2 EX Controller 	\$695
<input type="checkbox"/> Expandable Controller Harness	\$425
<input type="checkbox"/> Q-Logic 2 EX Joystick 	\$700
<input type="radio"/> Q-Logic 2 EX Joystick (For Lights) 	\$700
<input type="checkbox"/> Stand Alone Joystick w/ External Charger Port 	\$700

Armor Color Options:

<input type="checkbox"/> Black Soft Touch (Standard color option)
<input type="checkbox"/> Matching
<input type="checkbox"/> Non-Matching

Colors: \$50

<input type="checkbox"/> Candy Apple Red	<input type="checkbox"/> Pearl Pink
<input type="checkbox"/> Viper Blue	<input type="checkbox"/> Emerald Green
<input type="checkbox"/> Black	<input type="checkbox"/> Sapphire Blue
<input type="checkbox"/> Sunburst Orange	<input type="checkbox"/> Orion Yellow
<input type="checkbox"/> Silver	<input type="checkbox"/> True Blue

JOYSTICK HANDLES

Description	Price	HCPCS Code
<input type="checkbox"/> Standard Carrot Handle	Standard	
<input type="checkbox"/> Mushroom Handle	\$71	E2323
<input type="checkbox"/> T-Bar	\$107	E2323
<input type="checkbox"/> Chin Cup	\$71	E2324 ¹
<input type="checkbox"/> Extended I-Handle	\$71	E2323
<input type="checkbox"/> Soft Ball Handle	\$50	E2323
<input type="checkbox"/> Medium Ball Handle	\$50	E2323
<input type="checkbox"/> Bodypoint 3" Goal Post Handle	\$69	E2323
<input type="checkbox"/> Bodypoint 4" Goal Post Handle	\$69	E2323

1. Use HCPCS Code E2323 when not used in conjunction with a chin control.


Options with a circular checkbox (☐) are NOT available through Quantum West.

JOYSTICK MOUNTING BRACKETS

Description	Price	HCPCS Code
<i>Comes Standard with a Quick Release, Adjustable-Height Joystick Block</i>		
<input type="checkbox"/> Fixed, Inline ¹	Standard	
<input type="checkbox"/> Left		
<input type="checkbox"/> Right		
<input type="checkbox"/> Swing-Away	\$245	E1028
SAMTIL7 <input type="checkbox"/> Inline, Left		
SAMTIR7 <input type="checkbox"/> Inline, Right		
SAMTOL7 <input type="checkbox"/> Offset, Left		
SAMTOR7 <input type="checkbox"/> Offset, Right		
<input type="checkbox"/> Retractable Swing-Away Joystick Arm Kit	\$250	E1028
<input type="checkbox"/> Left		
<input type="checkbox"/> Right		
<input type="checkbox"/> Multi-Axis	\$100	E1028
<input type="checkbox"/> Left		
<input type="checkbox"/> Right		
<input type="checkbox"/> No Joystick Mount		

1. Not available with Q-Logic 2 EX Stand Alone Joystick.

PROGRAMMING

Description	Price
<input type="checkbox"/> Q-Logic EX/NE Programmer	\$545
	
<input type="checkbox"/> Q-Logic PC Programming Disk w/ Cable ¹	\$750

1. Works with Q-Logic 2 EX only.

CONTOURED SEATING

Description	Price
Depth-Adjustable High Back: ¹	
<input type="checkbox"/> Black Vinyl, Depth-Adjustable High Back, Limited Recline	No Charge
<input type="checkbox"/> 20"W x 18-20"D ²	
<input type="checkbox"/> 22"W x 20-22"D	
Limited Recline High Back:	
<input type="checkbox"/> Black Vinyl, High Back with Limited Recline	No Charge
<input type="checkbox"/> 20"W x 22"D	
Limited Recline High Back w/ Solid Seat Pan:	
<input type="checkbox"/> Black Vinyl, High Back with Solid Seat pan, Limited Recline	No Charge
<input type="checkbox"/> 20"W x 20"D	
<input type="checkbox"/> 20"W x 22"D	

1. Seat comes automatically with a 60" belt and full length armrests. Any other selection would need to be added as an additional part
 2. Max weight capacity is 450 when seat is set at 18"D.

CONTOURED SEATING (CONT'D)

Description	Price
Pinchless Hinge High Back:	
<input type="checkbox"/> Black Vinyl, High Back w/ Headrest, Pinchless Hinges	No Charge
<input type="checkbox"/> 20"W x 24"D	<input type="checkbox"/> 22"W x 26"D
<input type="checkbox"/> 20"W x 26"D	<input type="checkbox"/> 24"W x 20"D
<input type="checkbox"/> 22"W x 20"D	<input type="checkbox"/> 24"W x 22"D
<input type="checkbox"/> 22"W x 22"D	<input type="checkbox"/> 24"W x 24"D
<input type="checkbox"/> 22"W x 24"D	<input type="checkbox"/> 24"W x 26"D
Pinchless Hinge High Back with Solid Seat Pan:	
<input type="checkbox"/> Black Vinyl, High Back w/ Headrest and Solid Seat Pan, Pinchless Hinges	No Charge
<input type="checkbox"/> 20"W x 24"D	<input type="checkbox"/> 22"W x 26"D
<input type="checkbox"/> 20"W x 26"D	<input type="checkbox"/> 24"W x 20"D
<input type="checkbox"/> 22"W x 20"D	<input type="checkbox"/> 24"W x 22"D
<input type="checkbox"/> 22"W x 22"D	<input type="checkbox"/> 24"W x 24"D
<input type="checkbox"/> 22"W x 24"D	<input type="checkbox"/> 24"W x 26"D
Heavy Duty High Back: ³	
<input type="checkbox"/> Black Vinyl, Heavy Duty High Back w/ Headrest, Static Hinges	\$1,000
<input type="checkbox"/> 26"W x 20"D	<input type="checkbox"/> 30"W x 20"D
<input type="checkbox"/> 26"W x 22"D	<input type="checkbox"/> 30"W x 22"D
<input type="checkbox"/> 26"W x 24"D	<input type="checkbox"/> 30"W x 24"D
<input type="checkbox"/> 26"W x 26"D	<input type="checkbox"/> 30"W x 26"D
<input type="checkbox"/> 26"W x 28"D	<input type="checkbox"/> 30"W x 28"D
<input type="checkbox"/> 28"W x 20"D	<input type="checkbox"/> 32"W x 20"D
<input type="checkbox"/> 28"W x 22"D	<input type="checkbox"/> 32"W x 22"D
<input type="checkbox"/> 28"W x 24"D	<input type="checkbox"/> 32"W x 24"D
<input type="checkbox"/> 28"W x 26"D	<input type="checkbox"/> 32"W x 26"D
<input type="checkbox"/> 28"W x 28"D	<input type="checkbox"/> 32"W x 28"D
Heavy Duty High Back with Solid Seat Pan: ³	
<input type="checkbox"/> Black Vinyl, Heavy Duty High Back w/ Headrest and Solid Seat Pan, Static Hinges	\$1,000
<input type="checkbox"/> 26"W x 20"D	<input type="checkbox"/> 30"W x 20"D
<input type="checkbox"/> 26"W x 22"D	<input type="checkbox"/> 30"W x 22"D
<input type="checkbox"/> 26"W x 24"D	<input type="checkbox"/> 30"W x 24"D
<input type="checkbox"/> 26"W x 26"D	<input type="checkbox"/> 30"W x 26"D
<input type="checkbox"/> 26"W x 28"D	<input type="checkbox"/> 30"W x 28"D
<input type="checkbox"/> 28"W x 20"D	<input type="checkbox"/> 32"W x 20"D
<input type="checkbox"/> 28"W x 22"D	<input type="checkbox"/> 32"W x 22"D
<input type="checkbox"/> 28"W x 24"D	<input type="checkbox"/> 32"W x 24"D
<input type="checkbox"/> 28"W x 26"D	<input type="checkbox"/> 32"W x 26"D
<input type="checkbox"/> 28"W x 28"D	<input type="checkbox"/> 32"W x 28"D

Special Order Seat

_____ "W x _____ "D

Seat size can not exceed 32"W x 28"D

Contact your inside sales specialist for pricing

3. Seat includes a lumbar cutout, static hinges and an HD Synergy seat frame.

Options with a circular checkbox (☐) are NOT available through Quantum West.

CONTOURED SEATING ARMRESTS

BACK CANE OPTIONS

Description	Price	HCPCS Code
Armrest Type:		
<input type="checkbox"/> Flip up, Height-Adjustable, Removable ¹	\$85 ea.	E0973
<input type="checkbox"/> Heavy Duty, Bariatric, Height-Adjustable, Removable ²	Standard	
<input type="checkbox"/> 8"-12"H <input type="checkbox"/> 10"-14"H		
<input type="checkbox"/> Single Post, Height Adjustable, Removable ³	\$85 ea.	E0973
<input type="checkbox"/> Quad Release Lever		
Armpads:		
<i>Left:</i>		<i>Right:</i>
<input type="checkbox"/> Full Length		<input type="checkbox"/> Full Length
<input type="checkbox"/> Desk Length ⁴		<input type="checkbox"/> Desk Length ⁴
<i>Style:</i>		
<input type="checkbox"/> Straight		<input type="checkbox"/> Straight
<input type="checkbox"/> Waterfall		<input type="checkbox"/> Waterfall
<input type="checkbox"/> Black, Molded, Bariatric Armpads ²	\$100 ea.	

Description	Price
Back Cane Height¹:	
<input type="checkbox"/> 14"H <input type="checkbox"/> 15"H <input type="checkbox"/> 16"H <input type="checkbox"/> 17"H <input type="checkbox"/> 18"H	
<input type="checkbox"/> 19"H <input type="checkbox"/> 20"H <input type="checkbox"/> 21"H <input type="checkbox"/> 22"H <input type="checkbox"/> 23"H	
<input type="checkbox"/> 24"H <input type="checkbox"/> 25"H	
Cane Type¹:	
<input type="checkbox"/> Standard Back Canes	Standard
<input type="checkbox"/> Omit Push Handles	\$125
Cane Brackets:	
<input type="checkbox"/> Offset (Meso)	\$195
<input type="checkbox"/> 2" (1" per side) <input type="checkbox"/> 4" (2" per side)	
<input type="checkbox"/> Inset (Endo)	\$195
<input type="checkbox"/> 2" (1" per side) <input type="checkbox"/> 4" (2" per side)	

1. Only available w/ high back seating, widths 20-24".
 2. Bariatric armrests are full length and require bariatric armpads. Only available on HD High Back seating.
 3. Height adjustable from 11" - 17" in 1/2" increments. Only available on HD High Back seating.
 4. Not available w/ Bariatric, Height Adjustable, Removable Armrests..

1. No selection required with Tru Comfort™ Back.

SYNERGY® SEATING SYSTEM

Description	Price
<input type="checkbox"/> Heavy-Duty Synergy® Seating System	\$800

BACK OPTIONS

Description	Price	HCPCS Code
<input type="checkbox"/> Omit Back	No Charge	
Sling Backs:		
<input type="checkbox"/> Sling Back ¹ (23"W or less)	\$98	
<input type="checkbox"/> HD Sling Back (24"W or greater)	\$150	
Overall Height ² :	<input type="checkbox"/> 18"H <input type="checkbox"/> 19"H <input type="checkbox"/> 20"H <input type="checkbox"/> 21"H <input type="checkbox"/> 22"H	
	<input type="checkbox"/> 23"H <input type="checkbox"/> 24"H <input type="checkbox"/> 25"H	
Synergy® Back:		
<input type="checkbox"/> Synergy® Back with 1.5" Thick Back Cushion	\$275	
Overall Height ¹ :	<input type="checkbox"/> 17"H ³ <input type="checkbox"/> 18"H ² <input type="checkbox"/> 19"H <input type="checkbox"/> 20"H <input type="checkbox"/> 21"H	
	<input type="checkbox"/> 22"H <input type="checkbox"/> 23"H <input type="checkbox"/> 24"H <input type="checkbox"/> 25"H	

SEATING SPECIFICATIONS

Seat Width:		Seat Depth:	
20W	<input type="checkbox"/> 20"W	15D	<input type="checkbox"/> 15"D
21W	<input type="checkbox"/> 21"W	16D	<input type="checkbox"/> 16"D
22W	<input type="checkbox"/> 22"W	17D	<input type="checkbox"/> 17"D
23W	<input type="checkbox"/> 23"W	18D	<input type="checkbox"/> 18"D
24W	<input type="checkbox"/> 24"W	19D	<input type="checkbox"/> 19"D
25W	<input type="checkbox"/> 25"W	20D	<input type="checkbox"/> 20"D
26W	<input type="checkbox"/> 26"W	21D	<input type="checkbox"/> 21"D
27W	<input type="checkbox"/> 27"W	22D	<input type="checkbox"/> 22"D
28W	<input type="checkbox"/> 28"W	23D	<input type="checkbox"/> 23"D
29W	<input type="checkbox"/> 29"W	24D	<input type="checkbox"/> 24"D
30W	<input type="checkbox"/> 30"W	25D	<input type="checkbox"/> 25"D
31W	<input type="checkbox"/> 31"W	26D	<input type="checkbox"/> 26"D
32W	<input type="checkbox"/> 32"W	27D	<input type="checkbox"/> 27"D
		28D	<input type="checkbox"/> 28"D

Choose a width and depth package and combine both option #'s for the full option #

Seat Width Package:		Seat Depth Package:	
2024W	<input type="checkbox"/> 20"W-24"W	1520D	<input type="checkbox"/> 15"D-20"D
2428W	<input type="checkbox"/> 24"W-26"W	2024D	<input type="checkbox"/> 20"D-24"D
2628W	<input type="checkbox"/> 26"W-28"W	2428D	<input type="checkbox"/> 24"D-28"D
2830W	<input type="checkbox"/> 28"W-30"W		
3032W	<input type="checkbox"/> 30"W-32"W		

Choose Lateral Extension⁴:

<input type="checkbox"/> 10" for 17-18"H Back	\$25
<input type="checkbox"/> 12" for 19-22"H Back	\$25
<input type="checkbox"/> 16" for 23-25"H Back	\$25

Tru Comfort™ Back:

Please refer to Tru Comfort Back order form for detailed pricing, sizes, codes and part #'s
 450lb Weight Capacity

<input type="checkbox"/> Tru Comfort™ 4-Way Stretch Back (20"W or less)	\$595	E2620
<input type="checkbox"/> Tru Comfort™ 4-Way Stretch Back (22"W or greater)	\$695	E2621
Width:	<input type="checkbox"/> 16"W <input type="checkbox"/> 18"W <input type="checkbox"/> 20"W	
Height ¹ :	<input type="checkbox"/> 20"H <input type="checkbox"/> 21"H <input type="checkbox"/> 22"H <input type="checkbox"/> 23"H <input type="checkbox"/> 24"H	
	<input type="checkbox"/> 25"H <input type="checkbox"/> 27"H <input type="checkbox"/> 28"H	
Width:	<input type="checkbox"/> 17"W <input type="checkbox"/> 19"W	
Height:	<input type="checkbox"/> 22"H <input type="checkbox"/> 23"H <input type="checkbox"/> 24"H <input type="checkbox"/> 25"H <input type="checkbox"/> 27"H	
	<input type="checkbox"/> 28"H	
Width:	<input type="checkbox"/> 22"W <input type="checkbox"/> 24"W	
Height:	<input type="checkbox"/> 24"H <input type="checkbox"/> 25"H <input type="checkbox"/> 27"H <input type="checkbox"/> 28"H	

1. Overall back height will be the same height as the back canes. N/A w/ cantilever armrests.
 2. Overall Back height measurement is measured from the seat pan to the top of the back, +/- 1/2".
 3. N/A on back widths 29-32".
 4. Lateral extensions are required to mount lateral thoracic supports.

Options with a circular checkbox (○) are NOT available through Quantum West.

ARMRESTS				LAPBELTS		
Option #	Description	Price	HCPCS Code	Option #	Description	Price

- | | | | |
|--------------------------|--|-----------|-------|
| <input type="checkbox"/> | Bariatric, Removable, Height Adjustable ¹ | Standard | |
| Height: | <input type="checkbox"/> 8"H-12"H <input type="checkbox"/> 10"H-14"H | | |
| <input type="checkbox"/> | Removable, Single Post, Height Adjustable, Heavy Duty | \$75 ea. | E0973 |
| Height: | <input type="checkbox"/> 8"H-12"H <input type="checkbox"/> 10"H-14"H | | |
| <input type="checkbox"/> | Height Adjustable, Cantilever ² | \$195 pr. | |
| | <i>Angle Adjustable: -30° through +30°</i> | | |

1. Bariatric armrests are full length and require bariatric armpads.
 2. Height adjustment from 11"-17" depends on cane height.

ARMPADS		
Option #	Description	Price

- | | | | |
|--------------------------|---|-------------|--|
| <input type="checkbox"/> | Straight, Full Length (2"x14") | Standard | |
| | <input type="checkbox"/> Left <input type="checkbox"/> Right | | |
| <input type="checkbox"/> | Straight, Desk Length (2"x10") | No Charge | |
| | <input type="checkbox"/> Left <input type="checkbox"/> Right | | |
| <input type="checkbox"/> | Waterfall, Full Length (2"x14") | No Charge | |
| | <input type="checkbox"/> Left <input type="checkbox"/> Right | | |
| <input type="checkbox"/> | Waterfall, Desk Length (2"x10") | No Charge | |
| | <input type="checkbox"/> Left <input type="checkbox"/> Right | | |
| <input type="checkbox"/> | Flat, Bariatric ¹ | No Charge | |
| <input type="checkbox"/> | Falcon, Gel, Full Length, Pair (3.5"x14") | \$92.50 ea. | |
| | <input type="checkbox"/> Gel Armpad Mounting Plate (Required) | \$56.69 ea. | |
| <input type="checkbox"/> | Falcon, Gel, Desk Length, Pair (3.5"x10") | \$70.00 ea. | |
| | <input type="checkbox"/> Gel Armpad Mounting Plate (Required) | \$53.52 ea. | |

1. Bariatric armrests are full length and require bariatric armpads.

LED LIGHT PACKAGE	
Description	Price

- | | | |
|-----------------------|----------------------|-------|
| <input type="radio"/> | Through Q-Logic 2 EX | \$995 |
|-----------------------|----------------------|-------|

- | | | |
|--------------------------|---|----------|
| <input type="checkbox"/> | 60" Lap Belt | Standard |
| <input type="checkbox"/> | 70" Lap Belt | Standard |
| <input type="checkbox"/> | 80" Lap Belt | Standard |
| <input type="checkbox"/> | 90" Lap Belt | Standard |
| <input type="checkbox"/> | 60" Padded Push Button, Center Pull | \$115 |
| <input type="checkbox"/> | Large 13-19", Hip Padded, Push Button | \$92 |
| <input type="checkbox"/> | i-Fit 60" Single Pull, Push Button, Medium (7.5") Padded 1.5" Belt | \$86 |
| <input type="checkbox"/> | i-Fit 60" Single Pull, Push Button, Large (9.5") Padded 2" Belt | \$86 |
| <input type="checkbox"/> | i-Fit 60" Single Pull, Push Button, Extra Large (11.5") Padded, 2" Belt | \$86 |

HEADRESTS			
Option #	Description	Price	HCPCS Code

- Headrest Pads:
- | | | | |
|--------------------------|--|-------|-------|
| <input type="checkbox"/> | CP250 Stealth 10" Comfort Plus | \$142 | E0955 |
| <input type="checkbox"/> | CP150 Stealth 14" Comfort Plus | \$142 | E0955 |
| <input type="checkbox"/> | STL:OTSM250 Stealth Small Contoured (9.75"W x 3"H) | \$60 | E0955 |
| <input type="checkbox"/> | STL:OTLD150 Stealth Large Contoured (11"W x 6"H) | \$75 | E0955 |
| <input type="checkbox"/> | Omit Headrest | | |
- Headrest Mounts:
- | | | | |
|--------------------------|---|-------|-------|
| <input type="checkbox"/> | HMO475P Stealth Removable Headrest Bracket | \$150 | E1028 |
| <input type="checkbox"/> | TWB485-1 Stealth's Worlds Best Removable Headrest Bracket | \$210 | E1028 |
| <input type="checkbox"/> | NOHR No Bracket | | |

Options with a circular checkbox (☐) are NOT available through Quantum West.

NON-POWERED LEGRESTS

ADJUSTABLE CENTER MOUNT FOOT PLATFORM (CONT'D)

Option #	Description	Price	HCPCS Code
----------	-------------	-------	------------

Option #	Description	Price
----------	-------------	-------

All efforts will be made to accommodate legrest length selection but minor changes may need to be made to meet shipping guidelines. Some adjustment may be needed upon receipt of the unit.

Heavy Duty Drop-In Legrests \$420

- 70 Degree
- 80 degree

Rigging Selection:

- Standard Matching Legrests, pair
- Non-Matching Legrests, pair
- Individual Legrests (Left or Right Only)

Footplate Selection:

- Angle-Adjustable Footplates¹ \$75 ea. K0040

Left Legrest:

Lower Extensions:

- 12"H-14.5"L
- 14.5"-18"L
- 17.5"-21"L

Right Legrest:

Lower Extensions:

- 12"L-14.5"L
- 14.5"-18"L
- 17.5"-21"L

Angle Adjustable Footplate Size

- | | |
|-------------------------------------|-------------------------------------|
| <input type="checkbox"/> 4"W x 6"D | <input type="checkbox"/> 4"W x 6"D |
| <input type="checkbox"/> 5"W x 6"D | <input type="checkbox"/> 5"W x 6"D |
| <input type="checkbox"/> 5"W x 8"D | <input type="checkbox"/> 5"W x 8"D |
| <input type="checkbox"/> 6"W x 8"D | <input type="checkbox"/> 6"W x 8"D |
| <input type="checkbox"/> 6"W x 11"D | <input type="checkbox"/> 6"W x 11"D |
| <input type="checkbox"/> 8"W x 11"D | <input type="checkbox"/> 8"W x 11"D |

Accessories:

- BUMP** Wheel Bumpers, pair \$25

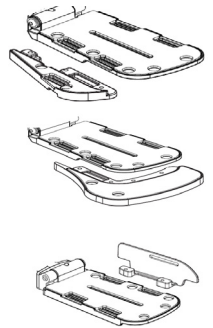
1. Includes Heel Loops.

Calf Supports:

- Calf Pads (pair)**
 - Small (6"H x 6"W) \$150
 - Large (8"H x 8"W, tapered to 6"W) \$150
- Calf Pad Covers (pair)**
(1/2" Soft Visco Foam)
 - Air Mesh \$120
 - Reversed Dartex \$120
- Calf Panel (ea.)**
 - Small (8"H x 18"W) \$150
 - Large (8"H x 24"W)¹ \$200
- Calf Panel Covers**
(1/2" Soft Visco Foam)
 - Air Mesh \$120
 - Reversed Dartex \$120

Optional Modular Footplate Extension Components/Kits:²

- 4" Width Extension Kit \$50
- 2" Bell Shaped, Length Extension Kit \$50
- 6" Side Guard \$50



Additional Optional Accessories:

- Wheel Bumpers, pair \$25
- Footplate Connector \$15

1. Only available on 20"W or greater.
2. Assembly required. May require seating configuration adjustments to avoid front caster interference.

ADJUSTABLE CENTER MOUNT FOOT PLATFORM

Option #	Description	Price
----------	-------------	-------

All efforts will be made to accommodate legrest length selection but minor changes may need to be made to meet shipping guidelines. Some adjustment may be needed upon receipt of the unit.

Adjustable Center Mount Foot Platform \$250

Extensions:

- CM1016** 10-16"L
- CM1319** 13-19"L

Foot Platform:

- 10"W x 11"D Split Footplates (450lb wt cap)
- 17"W x 13"D One Piece Foot Plate
- 17"W x 16"D One Piece Foot Plate

Options with a circular checkbox (☐) are NOT available through Quantum West.

SYNERGY® CUSHIONS

LATERALS

Description	Price	HCPCS Code
<input type="checkbox"/> Matching Seat Size		
<input type="checkbox"/> Non-Matching Seat Size		
<i>Please refer to Synergy Cushion order forms for detailed pricing, sizes, codes and part #'s</i>		
Spectrum® Visco Cushion: Skin Protection & Positioning		
<input type="checkbox"/> 20" x 20" - 20" x 24"	\$480	E2607
<input type="checkbox"/> 22" x 16" - 32" x 28"	\$530	E2608
Tru Comfort™ 2 4-Way Stretch: Skin Protection:		
<input type="checkbox"/> 20" x 20" - 20" x 24"	\$380	E2603
<input type="checkbox"/> 22" x 16" - 22" x 24"	\$480	E2604

Description	Price	HCPCS Code
<i>Laterals are only available with Synergy® Seating</i>		
<input type="checkbox"/> Stealth Thoracic Laterals¹		
<i>Bracket:</i>		
<input type="checkbox"/> Swing-Away, Rail Mounts	\$450 pr.	E1028
<i>Pads:</i>		
<input type="checkbox"/> Curved Pad, 3" x 5"	\$200 pr.	E0956
<input type="checkbox"/> Curved Pad, 4" x 6"	\$200 pr.	E0956
<i>Lateral Installation:</i>		
<input type="checkbox"/> Install		
<input type="checkbox"/> Do Not Install		
<input type="checkbox"/> Stealth Pelvic/Thigh Guides²		
<i>Side:</i>		
<input type="checkbox"/> Left		
<input type="checkbox"/> Right		
<i>Bracket:</i>		
<input type="checkbox"/> Flip Down	\$225 ea.	E1028
<input type="checkbox"/> Removable	\$250 ea.	E1028
<input type="checkbox"/> Flip Down w/ Full Surface Contact Feature	\$225 ea.	E1028
<input type="checkbox"/> Removable w/ 1" Offset	\$325 ea.	E1028
<i>Adapter:</i>		
<input type="checkbox"/> 2" Height Adapter Plate ³	\$25 ea.	K0108
<input type="checkbox"/> 2 1/4" Height Adapter Plate ⁴	\$25 ea.	K0108
<i>Pads:</i>		
<input type="checkbox"/> Short Pad, 4" x 4"	\$50 ea.	E0956
<input type="checkbox"/> Medium Pad, 4" x 8"	\$50 ea.	E0956
<input type="checkbox"/> Long Pad, 4" x 12"	\$50 ea.	E0956
<i>Lateral Installation:</i>		
<input type="checkbox"/> Install		
<input type="checkbox"/> Do Not Install		

ACCESSORIES

Option #	Description	Price	HCPCS Code
<input type="checkbox"/>	Rear Basket ¹	\$103	
<input type="checkbox"/>	Cane/Crutch Holder ¹	\$98	E2207
<input type="checkbox"/>	Weather Cover, Black	\$158	
<input type="checkbox"/>	Cup Holder	\$17 ²	
<i>Side:</i>			
<input type="checkbox"/>	Left		
<input type="checkbox"/>	Right		
<input type="checkbox"/>	Saddle Bag	\$28	
<input type="checkbox"/>	Flag Holder	\$17	
<input type="checkbox"/>	Oxygen Holder		
<input type="checkbox"/>	Contoured Seating ¹	\$103	E2208
<input type="checkbox"/>	Synergy Seat	\$150	E2208
<input type="checkbox"/>	Walker Holder	\$92	
<input type="checkbox"/>	Tablet Holder ³	\$315	
<input type="checkbox"/>	Deluxe Cell Phone/Media Holder ⁴	\$140	
<input type="checkbox"/>	Transfer Bar, Pair ⁴ (Quick Release)	\$175	E0705

1. Swing-away laterals may interfere with Cantilever armrests.
 2. Pelvic/Thigh guides may interfere with the joystick receiver block.
 3. Height adapter is needed w/ Tru Comfort seat cushions. Not available/necessary with the flip Down bracket.
 4. Only available w/ the flip down bracket

ADDITIONAL FOOT RIGGING ACCESSORIES

Description	Price	HCPCS Code
<input type="checkbox"/> One Piece Calf Panels		
<input type="checkbox"/> Calf Panel, 22"W (Fits 20-24"W)	\$135	
<input type="checkbox"/> Calf Panel, 26"W (Fits 24-28"W)	\$145	
<input type="checkbox"/> Calf Panel, 30"W (Fits 28-32"W)	\$155	

BATTERIES

Description	Price	HCPCS Code
<input type="checkbox"/> Group 24, 70 Amp, Gel (Universal)	\$377 ea.	E2363
<input type="checkbox"/> Group 24, 70 Amp, Gel (MK)	\$377 ea.	E2363
<input type="checkbox"/> No Batteries		
Installation:		
<input type="checkbox"/> Batteries Installed		
<input type="checkbox"/> Do Not Install		

Options with a circular checkbox (☐) are NOT available through Quantum West.

The following items can be chosen in the Positioning Components screen in iQuantum
Please refer to the Positioning Components order form for additional details, sizes and pricing

ADDITIONAL ACCESSORIES			ADDITIONAL HEADREST ACCESSORIES		
Description	Price	HCPCS Code	Description	Price	HCPCS Code
<input type="checkbox"/> Stealth Foot Boxes (pair)	\$475	K0108	<input type="checkbox"/> Stealth Facial Laterals¹		
<input type="checkbox"/> Small			<input type="checkbox"/> Right Side, 4.5" x 2" Pad (CPS9-R-HW & 900-Q)	\$325	E1028
<input type="checkbox"/> Medium			<input type="checkbox"/> Left Side, 4.5" x 2" Pad (CPS9-L-HW & 900-Q)	\$325	E1028
<input type="checkbox"/> Large			<input type="checkbox"/> Right and Left 4.5" x 2" Pad (CPS9-B-HW & 900-Q)	\$425	E1028
<input type="checkbox"/> Stealth Padded Shoe Holders (pair)	\$266	K0108	<input type="checkbox"/> Egg Switch Mount (ESM)	\$50 ea.	
<input type="checkbox"/> Small			<input type="checkbox"/> Facial Pad, 6" x 2" (Q920-Q)	\$50 ea.	K0108
<input type="checkbox"/> Medium			<input type="checkbox"/> Figure Eight Bracket with 13" Rod and Egg Switch Mount (F8678-13-Q)	\$250	K0108
<input type="checkbox"/> X-Large			<input type="checkbox"/> Swing-away Joystick Mount, 18" Rod (SUS18-Q)	\$250	K0108
<input type="checkbox"/> Stealth Elbow Support¹	\$175 ea.	E1028			
<i>Side:</i>					
<input type="checkbox"/> Bracket - Left					
<input type="checkbox"/> Bracket - Right					
<i>Pad:</i>					
<input type="checkbox"/> 3" x 3" (ARMS-ES-3x3)	\$50 ea.	K0108			
<input type="checkbox"/> 4" x 4" (ARMS-ES-4x4)	\$50 ea.	K0108			
<input type="checkbox"/> Stealth i-Fit Dynamic Chest Straps	\$142	E0960			
<input type="checkbox"/> Upper Classic, Medium (IFPS1103)					
<input type="checkbox"/> Upper Classic, Large (IFPS1104)					
<input type="checkbox"/> Upper Contour, Medium (IFPS2103)					
<input type="checkbox"/> Upper Contour, Large (IFPS2104)					
<input type="checkbox"/> Stealth i-Fit Chest Strap Belt Anchor	\$90				
<input type="checkbox"/> Medium (IFPS4113)					
<input type="checkbox"/> Large (IFPS4114)					

1. Only available with Synergy® Seating

1. Only available with Stealth Comfort Series Headrests.