

**Quantum® Q6 Edge with
Static Synergy Seating
Group 3**



QUANTUM REHAB®

Pride Mobility Products Corporation®
182 Susquehanna Ave., Exeter, PA 18643
Phone: (866)800-2002 • Fax: (866) 707-3422
Email: quantumorders@pridemobility.com

Discount: _____
Terms: _____
Freight: _____
Taken By: _____

Account Number: _____
Provider Name: _____
Contact: _____
Phone: _____ Fax: _____
Email: _____
Date: _____
PO#: _____
Marked For: _____
Ship to Address: _____
City: _____ State: _____ Zip: _____

Note Section

For Quantum Use:

For Provider Use:

Set-to-Spec

This section must be filled out, otherwise the selection will default to the mid-range measurements.

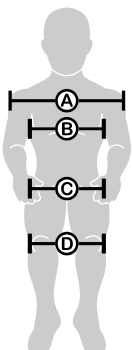
Provide back height, armrest height, center mount height and legrest height.

Set Back Height: _____

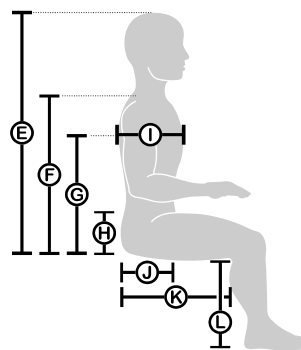
Set Center Mount Height: _____

Set Legrest Height Left: _____ **Right:** _____

Height: _____ **Weight:** _____



- A. Shoulder Width _____
- B. Chest Width _____
- C. Pelvic Width _____
- D. Width at Knee _____



- E. Seat to Top of Head _____
- F. Seat to Top of Shoulder _____
- G. Seat to Axilla _____
- H. Seat to PSIS _____
- I. Chest Depth _____
- J. Back to ITS Anterior _____
- K. User Seat Depth _____
- L. Seat to Footplate _____

DME providers are responsible for determining appropriate billing codes when submitting for insurance reimbursement. HCPCS codes should not be considered as legal advice. All prices are MSRP.



Quantum Q6 Edge with Synergy Seating

Base Model

Description	Price	HCPCS Code
<input type="checkbox"/> Quantum Q6 Edge 3S-SS <i>300 lbs. wt capacity. Comes standard with a solid seat pan, 5 mph programmable motors, 8 amp off board charger. Dimensions of base without legrests are 24"W x 35.5"L</i>	\$6,308	K0848
<input type="checkbox"/> Quantum Q6 Edge 3S-C <i>300 lbs. wt capacity. Comes standard with a captain's seat (contoured seating), 5 mph programmable motors, 8 amp off board charger. Dimensions of base without legrests are 24"W x 35.5"L</i>	\$6,308	K0849
<input type="checkbox"/> Quantum Q6 Edge 3SP-C <i>Single power option. 300 lbs. wt capacity. Comes standard with a captain's seat (contoured seating) with an alternative drive device, 5 mph programmable motors, 8 amp off board charger. Dimensions of base without legrests are 24"W x 35.5"L</i>	\$6,308	K0857

Colors

Metallic Colors:

<input type="checkbox"/> ● Black	<input type="checkbox"/> ● Candy Apple Red	<input type="checkbox"/> ● Emerald Green
<input type="checkbox"/> ● Orion Yellow	<input type="checkbox"/> ● Pearl Pink	<input type="checkbox"/> ● Sapphire Blue
<input type="checkbox"/> ● Silver	<input type="checkbox"/> ● Sunburst Orange	<input type="checkbox"/> ● True Blue
<input type="checkbox"/> ● Viper Blue		

Patterns: \$800 (Available through SOF)

☐ Mossy Oak

Motor Upgrades

Description	Price	HCPCS Code
<input type="checkbox"/> Community Use Package <i>300 lbs. Weight Capacity; 4-Pole High Speed Motor Package; 4" wide flat free, or pneumatic, knobby, extended traction tires. Increases overall base width by 1.5"</i>	\$2,125	
<input type="checkbox"/> High Speed Motor Package <i>Programmable speed up to 6 Miles per Hour; High Speed Motors decrease per-charge range.</i>	\$1,574	
<input type="checkbox"/> Accu-Trac Motor Technology <i>Programmable speed up to 6 Miles per Hour; Delivers Enhanced Traction and Tracking, Especially with Switched Drive Controls. Requires Q-Logic 2 EX.</i>	\$1,295	K0108

Base Mounted Foot Platform

Description	Price	HCPCS Code
<input type="checkbox"/> Base Mounted Foot Platform	Standard	
<input type="checkbox"/> No Foot Platform	No Charge	

Drive Wheels

Description	Price	HCPCS Code
<input type="checkbox"/> 3" x 14" Flat Free	Standard	
<input type="checkbox"/> 4" x 14" Flat Free, Knobby, Extended Traction Tires <i>Increases overall base width by 1.5"</i>	\$551	
<input type="checkbox"/> 3" x 14" Pneumatic	No Charge	
<input type="checkbox"/> 4" x 14" Pneumatic, Knobby, Extended Traction Tires <i>Increases overall base width by 1.5"</i>	\$551	

Rim Color Options:

<input type="checkbox"/> ● Silver <i>Standard</i>	<input type="checkbox"/> Matching	<input type="checkbox"/> Non-Matching
---	-----------------------------------	---------------------------------------

Rim Color: \$50 (Available through SOF)

<input type="checkbox"/> ● Black	<input type="checkbox"/> ● Candy Apple Red	<input type="checkbox"/> ● Emerald Green
<input type="checkbox"/> ● Orion Yellow	<input type="checkbox"/> ● Pearl Pink	<input type="checkbox"/> ● Sapphire Blue
<input type="checkbox"/> ● Sunburst Orange	<input type="checkbox"/> ● True Blue	<input type="checkbox"/> ● Viper Blue

Batteries

Description	Price	HCPCS Code
<input type="checkbox"/> NF-22, 50 Amp Batteries		
<input type="checkbox"/> Maintenance Free AGM (MK) (each)	\$295	E2361
<input type="checkbox"/> Maintenance Free Gel Cell (Universal) (each)	\$295	E2361
<input type="checkbox"/> Maintenance Free Gel Cell (MK) (each)	\$295	E2361
<input type="checkbox"/> No Batteries		

Installation:

<input type="checkbox"/> Batteries Installed
<input type="checkbox"/> Do Not Install

Rear Caster Beam

Description	Price	HCPCS Code
<input type="checkbox"/> Split Caster Beam	Standard	
<input type="checkbox"/> Extended Rear Beam <i>For Future Rear Accessory Upgrades; Automatically included with vent tray.</i>	No Charge	





LED Light Package

Description	Price	HCPCS Code
<input type="checkbox"/> Through Q-Logic 2 EX or NE+ 8-Key w/ Lights	\$995	



Quantum Q6 Edge with Synergy Seating

Non-Expandable Controls

Description	Price	HCPCS Code
<input type="checkbox"/>  75 Amp NE	Standard	
<input type="checkbox"/>  75 Amp NE+ 6-Key on Tilt Only <i>For up to 2 actuators through joystick on single power base only</i>	No Charge	
<input type="checkbox"/>  75 Amp NE+ 6-Key <i>For up to 2 Actuators through joystick</i>	\$200	
<input type="checkbox"/>  75 Amp NE+ 8-Key <i>For Lights</i>	\$400	

Expandable Controls

Description	Price	HCPCS Code
<input type="checkbox"/>  100 Amp Q-Logic 2 EX Controller <i>Required with Q-Logic Electronics</i>	\$695	E2377
<input type="checkbox"/> Expandable Controller Harness <i>Required with Q-Logic Electronics</i>	\$350	E2313
<input type="checkbox"/>  Q-Logic 2 EX Joystick	\$700	
<input type="checkbox"/>  Q-Logic 2 EX Joystick <i>For Lights</i>	\$700	

Color Options:

☐ ● Black Soft Touch *Standard*

☐ Matching



☐ Non-Matching

Joystick Color Shroud: \$50

- ☐ ● Black
☐ ● Orion Yellow
☐ ● Silver
☐ ● Viper Blue

- ☐ ● Candy Apple Red
☐ ● Pearl Pink
☐ ● Sunburst Orange

- ☐ ● Emerald Green
☐ ● Sapphire Blue
☐ ● True Blue

<input type="checkbox"/>  Stand Alone Joystick with External Charger Port	\$700	E2373
<input type="checkbox"/>  Q-Logic 2 Enhanced Display Kit	\$700	

Features:

- Up to 3 drive profiles and 1 seating profile when used alone.
- Use in conjunction w/ enhanced display for up to 5 profiles.
- Auxiliary functions including Bluetooth Mouse and IR.

Includes:

- Enhanced Display
- Flexible Gooseneck
- Gooseneck Mounting Bracket

Features:

- Specialty controls interface w/ 3.5" LCD display
- Up to 5 profiles to control drive, seat and auxiliary functions
- Integrated single switch scanner, Bluetooth mouse emulator and IR controls
- Bluetooth connectivity for mobile devices

Color Options:

☐ ● Black Soft Touch *Standard*

☐ Matching





☐ Non-Matching

Display Color Shroud: \$50

- ☐ ● Black
☐ ● Orion Yellow
☐ ● Silver
☐ ● Viper Blue

- ☐ ● Candy Apple Red
☐ ● Pearl Pink
☐ ● Sunburst Orange

- ☐ ● Emerald Green
☐ ● Sapphire Blue
☐ ● True Blue

<input type="checkbox"/>  Adult i-Drive Tri Array Series, 3-Switch w/ Egg Switch for Mode <i>Stealth: IDH200-1</i> <i>Features:</i> <i>3 embedded proximity sensors for drive control, and an egg switch for mode change</i>	\$4,175	E2330
<input type="checkbox"/>  Egg Switch	\$77	
<input type="checkbox"/>  USB Mobile Device Charger <i>Available with NE, NE+ and Q-Logic 2 EX controllers; Can only charge 1 device at a time. A multiplier harness is required with all Static and Tilt only seating systems. The selection of more than 3 modules requires an additional multiplier.</i>	\$175	
<input type="checkbox"/>  NEW!!! SCIM Module <i>Allows use of joystick display for specialty controls; Up to 5 profiles to control drive, seat and auxiliary functions; Excludes sip-n-puff and single switch functions; A switch is required to operate the input device attached to the SCIM module; Includes accessory bar on TB3; <i>Only available with Q-Logic 2.</i></i>	\$575	
<input type="checkbox"/> Click Here for Alternative Drive Devices		



Quantum Q6 Edge with Synergy Seating


Joystick Handles

<input type="checkbox"/>	Standard Carrot Handle	Standard	
<input type="checkbox"/>	Mushroom Handle	\$71	E2323
<input type="checkbox"/>	T-Bar	\$107	E2323
<input type="checkbox"/>	Chin Cup <i>Use HCPCS Code E2323 when Chin Cup not used in conjunction with a chin control.</i>	\$71	E2324
<input type="checkbox"/>	Extended I-Handle	\$71	E2323
<input type="checkbox"/>	Soft Ball Handle	\$50	E2323
<input type="checkbox"/>	Medium Ball Handle	\$50	E2323
<input type="checkbox"/>	Bodypoint 3 Inch Goal Post Handle	\$69	E2323
<input type="checkbox"/>	Bodypoint 4 Inch Goal Post Handle	\$69	E2323

Joystick Mounting Brackets

<input type="checkbox"/>	Fixed, Inline <i>Not available with Q-Logic 2 EX Stand Alone Joystick.</i>	Standard	
<input type="checkbox"/>	<input type="checkbox"/> Left <input type="checkbox"/> Right		
<input type="checkbox"/>	Swing-Away	\$210	E1028
<input type="checkbox"/>	<input type="checkbox"/> Left <input type="checkbox"/> Right		
<input type="checkbox"/>	NEW!!! Retractable Swing-Away Joystick Arm Kit <i>Full 180° Movement</i>	\$250	E1028
<input type="checkbox"/>	<input type="checkbox"/> Left <input type="checkbox"/> Right		
<input type="checkbox"/>	Multi-Axis	\$100	
<input type="checkbox"/>	<input type="checkbox"/> Left <input type="checkbox"/> Right		
<input type="checkbox"/>	No Joystick Mount		

Programming

<input type="checkbox"/>	 Q-Logic EX/NE Programmer	\$545
<input type="checkbox"/>	Q-Logic PC Programming Disk w/ Cable <i>Works with Q-Logic 2 EX only.</i>	\$750

Synergy® Seating System

Description	Price	HCPCS Code
<input type="checkbox"/> Synergy® Seating Frame	\$830	
<input type="checkbox"/> Standard Stem Mounts	Standard	
<input type="checkbox"/> 2" Extended Stem Mounts	No Charge	
<i>Not available on Synergy manual tilt or manual recline</i>		

Power Seat Option:

<input type="checkbox"/>	Power Elevating Seat <i>Maximum seat size 20"W x 20"D. Increases STF Height. Includes 1/4 speed inhibit.</i>	\$1,895
<input type="checkbox"/>	6" Stroke	
<input type="checkbox"/>	7" Stroke	
<input type="checkbox"/>	Through NE+ 6-Key	
<input type="checkbox"/>	Through Q-Logic 2 EX	

Synergy® Manual Positioning Option

Description	Price	HCPCS Code
<input type="checkbox"/> Attendant Manual Recline	\$750	E1226
<i>Available w/ Tilt only. Not available w/ Flip Back armrests, Cantilever armrests, Shape Back, TRU-Comfort back, Rear accessories or power elevating seat. Requires 22"H Canes. Pivot point 2.5" above seat pan.</i>		
<input type="checkbox"/> Manual Tilt <i>Max size seat 14"x14", 75 lb. wt. capacity. Not available w/ power elevating seat</i>		



Quantum Q6 Edge with Synergy Seating

Transit Kit

Description	Price	HCPCS Code
<input type="checkbox"/> Unoccupied Transit Kit <i>Unoccupied transit kit w/ a vent tray may not allow the lowest seat to floor height.</i>	No Charge	
<input type="checkbox"/> Occupied Transit Kit <i>Refer to last age for details</i>	\$350	

Electronics for Power Foot Riggings

Description	Price	HCPCS Code
<input type="checkbox"/> Single Actuator Through Joystick <i>AFP, PES or Lift Only.</i>	\$1,175	E2310 ¹
<input type="checkbox"/> Dual Actuator Through NE+ 6 Key <i>If a lift is chosen an AFP is available, not power ALR's.</i>	\$2,375	E2310/E2311 ¹
<input type="checkbox"/> Through Q-Logic 2 EX Controller	\$1,175	E2310/E2311 ¹

1. *Applies to Power AFP*2. *Applies to Power Legrests*

Synergy® Seat Specifications

Seat Width:

- ☐ 10"W
☐ 11"W
☐ 12"W
☐ 13"W
☐ 14"W
☐ 15"W
☐ 16"W
☐ 17"W
☐ 18"W
☐ 19"W
☐ 20"W
☐ 21"W
☐ 22"W

Seat Width Package:

- ☐ 10"W-14"W
☐ 14"W-18"W
☐ 16"W-20"W
☐ 20"W-24"W

Seat Depth:

- ☐ 10"D
☐ 11"D
☐ 12"D
☐ 13"D
☐ 14"D
☐ 15"D
☐ 16"D
☐ 17"D
☐ 18"D
☐ 19"D
☐ 20"D
☐ 21"D
☐ 22"D

Seat Depth Package:

- ☐ 10"D-14"D
☐ 14"D-18"D
☐ 16"D-20"D
☐ 20"D-24"D

Synergy® Seat to Floor Height

- ☐ 15.9" Seat to Floor
☐ 16.9" Seat to Floor
☐ 17.9" Seat to Floor

Synergy® Back Cane Options

Back Cane Height¹:

- | | | |
|--|-------------------------------|-------------------------------|
| <input type="checkbox"/> 14"H ² | <input type="checkbox"/> 18"H | <input type="checkbox"/> 22"H |
| <input type="checkbox"/> 15"H ² | <input type="checkbox"/> 19"H | <input type="checkbox"/> 23"H |
| <input type="checkbox"/> 16"H ³ | <input type="checkbox"/> 20"H | <input type="checkbox"/> 24"H |
| <input type="checkbox"/> 17"H ³ | <input type="checkbox"/> 21"H | <input type="checkbox"/> 25"H |

Cane Type¹:

Description	Price	HCPCS Code
<input type="checkbox"/> Standard Back Canes <input type="checkbox"/> Omit Push Handles	Standard \$125	
<input type="checkbox"/> Flip Forward Back Canes ⁴ <input type="checkbox"/> Omit Push Handles	\$150 \$125	

1. *No selection required with TRU-Comfort™ Back.*2. *Selection of a Synergy® Back and cantilever armrests disqualifies 14" and 15"H back canes.*3. *Selection of a Synergy® Back and cane mounted, flip up armrests disqualifies 16" and 17"H back canes.*4. *Not available with vent tray, oxygen holder, cane mounted or cantilever armrests. May interfere with lateral supports and waterfall arm pads.*



Quantum Q6 Edge with Synergy Seating

Synergy® Back Specifications

☐




TRU-Comfort Back 4-way stretch fabric. \$595 E2620 for 20"W or less, \$695 E2621 for 22"W or greater

\$595/\$695

E2620/E2621

☐



Synergy® Back 1.5" thick back cushion

No Charge

Size:

☐

12"Wx15"H¹

☐

12"Wx16"H¹

☐

14"Wx15"H¹

☐

14"Wx16"H¹

☐

14"Wx17"H¹

☐

14"Wx18"H¹

☐

14"Wx19"H¹

☐

14"Wx20"H¹

☐

14"Wx21"H¹

☐

14"Wx22"H¹

☐

14"Wx23"H¹

☐

14"Wx24"H¹

☐

14"Wx25"H¹

☐

15"Wx17"H¹

☐

15"Wx18"H¹

☐

15"Wx19"H¹

☐

15"Wx20"H¹

☐

15"Wx21"H¹

☐

15"Wx22"H¹

☐

15"Wx23"H¹

☐

15"Wx24"H¹

☐

15"Wx25"H¹

☐

16"Wx17"H¹

☐

16"Wx18"H¹

☐

16"Wx19"H¹

☐

16"Wx20"H

☐

16"Wx21"H

☐

16"Wx22"H

☐

16"Wx23"H

☐

16"Wx24"H

☐

16"Wx25"H

☐

17"Wx17"H

☐

17"Wx18"H¹

☐

17"Wx19"H¹

☐

17"Wx20"H¹

☐

17"Wx21"H¹

☐

17"Wx22"H

☐

17"Wx23"H

☐

17"Wx24"H

☐

17"Wx25"H

☐

18"Wx17"H¹

☐

18"Wx18"H¹

☐

18"Wx19"H¹

☐

18"Wx20"H

☐

18"Wx21"H

☐

18"Wx22"H

☐

18"Wx23"H

☐

18"Wx24"H

☐

18"Wx25"H

☐

19"Wx17"H¹

☐

19"Wx18"H¹

☐

19"Wx19"H¹

☐

19"Wx20"H

☐

19"Wx21"H

☐

19"Wx22"H

☐

19"Wx23"H

☐

19"Wx24"H

☐

19"Wx25"H¹

☐

20"Wx17"H¹

☐

20"Wx18"H¹

☐

20"Wx19"H¹

☐

20"Wx20"H

☐

20"Wx21"H

☐

20"Wx22"H

☐

20"Wx23"H

☐

20"Wx24"H

☐

20"Wx25"H

☐

21"Wx17"H¹

☐

21"Wx18"H¹

☐

21"Wx19"H¹

☐

21"Wx20"H¹

☐

21"Wx21"H¹

☐

21"Wx22"H¹

☐

21"Wx23"H¹

☐

21"Wx24"H¹

☐

21"Wx25"H¹

☐

22"Wx17"H¹

☐

22"Wx18"H¹

☐

22"Wx19"H¹

☐

22"Wx20"H¹

☐

22"Wx21"H¹

☐

22"Wx22"H¹

☐

22"Wx23"H¹

☐

22"Wx24"H

☐

22"Wx25"H

☐

23"Wx17"H¹

☐

23"Wx18"H¹

☐

23"Wx19"H¹

☐

23"Wx20"H¹

☐

23"Wx21"H¹

☐

23"Wx22"H¹

☐

23"Wx23"H¹

☐

23"Wx24"H¹

☐

23"Wx25"H¹

☐

24"Wx17"H¹

☐

24"Wx18"H¹

☐

24"Wx19"H¹

☐

24"Wx20"H¹

☐

24"Wx21"H¹

☐

24"Wx22"H¹

☐

24"Wx23"H¹

☐

24"Wx24"H

1. Not available with TRU-Comfort Back

TRU-Comfort Back Specifications

Color Shroud Option:

☐ ● Black *Standard*

Color Options: \$100

- ☐

● Black
- ☐

● Orion Yellow
- ☐

● Silver
- ☐

● Viper Blue

☐

● Candy Apple Red

☐

● Pearl Pink

☐

● Sunburst Orange

☐

● Emerald Green

☐

● Sapphire Blue

☐

● True Blue



Quantum Q6 Edge with Synergy Seating

Additional Synergy® Back Options

Description	Price	HCPCS Code
<input type="checkbox"/> Sling Back <i>Overall back height will be the same as back cane. Not available with flip up cantilever arms.</i>	\$98	
<input type="checkbox"/> Omit Back	No Charge	
<input type="checkbox"/> Comfort Company Back <i>See Comfort Company order form</i>	Varies	
<input type="checkbox"/> Offset (Meso) <i>Dual-Post, flip back armrests interfere with offset canes. Not available with attendant manual recline.</i>	\$195	
<input type="checkbox"/> <input type="checkbox"/> 2" (1" per side) <input type="checkbox"/> 4" (2" per side)		
<input type="checkbox"/> Inset (Endo) <i>Dual-Post, flip back armrests interfere with offset canes. Not available with attendant manual recline.</i>	\$195	
<input type="checkbox"/> <input type="checkbox"/> 2" (1" per side) <input type="checkbox"/> 4" (2" per side)		

Armrests

Armrests:

Description	Price	HCPCS Code
<input type="checkbox"/> Flip Back, Cane Mounted <i>Interferes with Swing-Away laterals. Not available w/ manual recline, flip forward back canes, or TRU-Comfort Back.</i>	No Charge	
<input type="checkbox"/> 2-Post, Flip-Back, Height Adjustable, Removable (each) <i>Height adjustment from 9"-13" in 1" increments. Interferes with swing-away laterals. Not available with a depth less than 16"</i>	\$150	E0973
<input type="checkbox"/> Single Post, Height Adjustable, Removable (each) <i>Height adjustment from 11" - 17" in 1/2" increments</i>	\$75	E0973
<input type="checkbox"/> <input type="checkbox"/> Quad Release Lever		
<input type="checkbox"/> Removable, Single Post, Height Adjustable, Heavy Duty (each)	\$75	E0973
Armrest Height Package:		
<input type="checkbox"/> 8"-12" Height		
<input type="checkbox"/> 10"-14" Height		
<input type="checkbox"/> Pediatric, Removable, Height Adjustable (each) <i>Height adjustment from 7.75" - 9.75" in 1/2" increments. Not available with full length armpads.</i>	\$75	E0973
<input type="checkbox"/> <input type="checkbox"/> Quad Release Lever		
<input type="checkbox"/> Height Adjustable, Cantilever (pair) <i>Angle adjustable: -30° through +30°</i>	\$195	
<i>Height adjustment from 11" - 17" depends on cane height. Not available with Manual Recline, Flip Forward Back Canes, Cane Clamp Pushbar, or Shape Back.</i>		

Armpad:

Left Armpad Length:

- ☐ 14"L Full Length
☐ 10"L Desk Length

Left Armpad Style:

- ☐ Straight
☐ Waterfall

- | | |
|--|---------|
| <input type="checkbox"/> Falcon, Gel, Full Length 3"W x 14"L (each) | \$92.50 |
| <input type="checkbox"/> Mounting Plate, Full Length ¹ (each) | \$56.52 |
| <input type="checkbox"/> Falcon, Gel, Desk Length 3"W x 10"L (each) | \$70.00 |
| <input type="checkbox"/> Mounting Plate, Desk Length ¹ (each) | \$56.20 |

Right Armpad Length:

- ☐ 14"L Full Length
☐ 10"L Desk Length

Right Armpad Style:



- ☐ Straight
☐ Waterfall

- | | |
|--|---------|
| <input type="checkbox"/> Falcon, Gel, Full Length 3"W x 14"L (each) | \$92.50 |
| <input type="checkbox"/> Mounting Plate, Full Length ¹ (each) | \$56.52 |
| <input type="checkbox"/> Falcon, Gel, Desk Length 3"W x 10"L (each) | \$70.00 |
| <input type="checkbox"/> Mounting Plate, Desk Length ¹ (each) | \$56.20 |

1. Required only with 2-post, flip back, height adjustable, removable armrests.

Quantum Q6 Edge with Synergy Seating

Laterals

<input type="checkbox"/>	Description	Price	HCPCS Code
<input type="checkbox"/>	 Stealth Thoracic Lateral <i>Swing-Away laterals may interfere with cantilever and 2-post, flip-up armrest. Not available w/ Back Cane Option</i> Bracket: <input type="checkbox"/> Swing-Away, Rail Mounts (pair) Pads: <input type="checkbox"/> Curved Pad, 2" x 3" (pair) <input type="checkbox"/> Curved Pad, 3" x 5" (pair) <input type="checkbox"/> Curved Pad, 4" x 6" (pair) Lateral Installation: <input type="checkbox"/> Install <input type="checkbox"/> Do not Install	\$450	E1028
<input type="checkbox"/>	 Stealth Pelvic/Thigh Guides <i>Pelvic/Thigh guides may interfere with the joystick receiver block.</i> Side: <input type="checkbox"/> Left <input type="checkbox"/> Right Bracket: <input type="checkbox"/> Flip Down (each) <input type="checkbox"/> NEW!!! Flip Down with Full Surface Contact Feature (each) <input type="checkbox"/> Removable (each) <input type="checkbox"/> Removable w/ 1" Offset (each) Adapter: <input type="checkbox"/> 2" Height Adapter Plate (each) <i>Height adapter is needed w/ TRU-Comfort seat cushions. Not available/necessary with the flip down bracket.</i> <input type="checkbox"/> NEW!!! 2 1/4" Adapter Plate (each) <i>Only available/necessary with the flip down bracket</i> Pads: <input type="checkbox"/> Short Pad, 4" x 4" (each) <input type="checkbox"/> Medium Pad, 4" x 8" (each) <input type="checkbox"/> Long Pad, 4" x 12" (each) Lateral Installation: <input type="checkbox"/> Install <input type="checkbox"/> Do not Install	\$225	E1028
		\$225	E1028
		\$250	E1028
		\$325	E1028
		\$25	K0108
		\$50	K0108
		\$50	E0956
		\$50	E0956
		\$50	E0956



Quantum Q6 Edge with Synergy Seating

Non-Powered Legrests

All efforts will be made to accommodate legrest length selection, but minor changes may need to be made to meet shipping guidelines. Some adjustments may be needed upon receipt of the unit.

Description	Price	HCPCS Code
<input type="checkbox"/> 60-90° Swing-Away Legrests adjustable in 5° Increments	\$162	
Rigging Selection:		
<input type="checkbox"/> Standard Matching Legrests (pair)		
<input type="checkbox"/> Non-Matching Legrests (pair)		
<input type="checkbox"/> Individual Legrests Left or Right Only		
Footplate Selection:		
<input type="checkbox"/> Angle-Adjustable Footplates (pair) Includes Heel Loops.	\$150	K0040
<input type="checkbox"/> Multi-Axis Footplates (pair) Includes Heel Loops.	\$495	K0040
<input type="checkbox"/> Standard, Extruded Footplates (pair)	No Charge	

Left Legrest:

Lower Extensions:

- ☐ 11"-13"L¹
- ☐ 11"-16.5"L²
- ☐ 13"-16.5"L¹
- ☐ 15.5"-19.5"L²

☐ Angle Adjustable/Multi-Axis Footplate Size:

- ☐ 4"W x 6"D
- ☐ 5"W x 6"D
- ☐ 5"W x 8"D
- ☐ 6"W x 8"D³
- ☐ 6"W x 11"D³
- ☐ 8"W x 11"D⁴

☐ Standard, Extruded Footplate Size:

- ☐ 7.25"W x 6"D³
- ☐ 8.5"W x 6"D⁴

Right Legrest:

Lower Extensions:

- ☐ 11"-13"L¹
- ☐ 11"-16.5"L²
- ☐ 13"-16.5"L¹
- ☐ 15.5"-19.5"L²

- ☐ 4"W x 6"D
- ☐ 5"W x 6"D
- ☐ 5"W x 8"D
- ☐ 6"W x 8"D³
- ☐ 6"W x 11"D³
- ☐ 8"W x 11"D⁴

- ☐ 7.25"W x 6"D³
- ☐ 8.5"W x 6"D⁴

Accessories:

Description	Price	HCPCS Code
<input type="checkbox"/> Heel Loops (pair) Standard on Angle Adjustable and Multi-Axis footplates	\$38	E0951
<input type="checkbox"/> Wheel Bumpers (pair)	\$25	
<input type="checkbox"/> Gel Neoprene Footrest Sleeve (pair)	\$100	K0108
<input type="checkbox"/> Therafin Multi-Axis Amputee Support (each) <i>Swing-Away legrest upper assembly and receiver is required</i>	\$230	E1020
<input type="checkbox"/> Amputee Support Gel Cover (each)	\$150	K0108

1. Not available with multi-axis footplates.
2. Not available w/ Angle Adjustable Footplates

3. May cause interference on seat widths less than 18"
4. May cause interference on seat widths less than 20"

60-90° Swing-Away Legrest Compatibility Matrix	Synergy Seat		
	Low	Medium	High
Standard, 13" - 16.5"	!	✓	✓
Standard, 15.5" - 19.5"	!	!	!
Angle-Adjustable, 13" - 16.5"	!	✓	✓
Angle-Adjustable, 15.5" - 19.5"	!	!	!
Multi-Axis, 15.5" - 19.5"	!	!	!

☒ This rigging Configuration causes no interference issues at this seat-to-floor height.

☐ This rigging configuration may interfere with the ground (less than 1.75" clearance when fully extended) and will reduce obstacle climbing ability.



Quantum Q6 Edge with Synergy Seating

Non-Powered Legrests (cont.)

All efforts will be made to accommodate legrest length selection, but minor changes may need to be made to meet shipping guidelines. Some adjustments may be needed upon receipt of the unit.

Description	Price	HCPCS Code
<input type="checkbox"/> 90° Pediatric Swing-Away Legrests	\$162	
Rigging Selection:		
<input type="checkbox"/> Standard Matching Legrests (pair)		
<input type="checkbox"/> Non-Matching Legrests (pair)		
<input type="checkbox"/> Individual Legrests, left or right only		
Footplate Selection:		
<input type="checkbox"/> Angle-Adjustable Footplates (pair) <i>Includes heel loops.</i>	\$150	K0040
Left Legrest:		Right Legrest:
Lower Extensions:		Lower Extensions:
<input type="checkbox"/> 7"-10"L		<input type="checkbox"/> 7"-10"L
<input type="checkbox"/> Angle Adjustable Footplate Size:		
<input type="checkbox"/> 4"W x 6"D		<input type="checkbox"/> 4"W x 6"D
<input type="checkbox"/> 5"W x 6"D		<input type="checkbox"/> 5"W x 6"D
Accessories:		
<input type="checkbox"/> Wheel Bumpers (pair)	\$25	

Pediatric Swing-Away Compatibility Matrix	Synergy Seat		
	Low	Medium	High
7"-10" Extension	✓	✓	✓

☒ This rigging Configuration causes no interference issues at this seat-to-floor height.

<input type="checkbox"/> Elevating Legrests	\$325	E0990
Rigging Selection:		
<input type="checkbox"/> Standard Matching Legrests (pair)		
<input type="checkbox"/> Non-Matching Legrests (pair)		
<input type="checkbox"/> Individual Legrests <i>Left or Right Only</i>		
Footplate Selection:		
<input type="checkbox"/> Angle-Adjustable Footplates (pair) <i>Includes Heel Loops.</i>	\$150	K0040
<input type="checkbox"/> Standard, Extruded Footplates (pair)	No Charge	
Left Legrest Lower Extensions:		Right Legrest Lower Extensions:
<input type="checkbox"/> 11"-14" ¹		<input type="checkbox"/> 11"-14" ¹
<input type="checkbox"/> 12"-14.5" ¹		<input type="checkbox"/> 12"-14.5" ¹
<input type="checkbox"/> 14"-17" ¹		<input type="checkbox"/> 14"-17" ¹
<input type="checkbox"/> 14.5"-18" ¹		<input type="checkbox"/> 14.5"-18" ¹
<input type="checkbox"/> Angle Adjustable Footplate Size:		
Left Legrest:		Right Legrest:
<input type="checkbox"/> 4"W x 6"D		<input type="checkbox"/> 4"W x 6"D
<input type="checkbox"/> 5"W x 6"D		<input type="checkbox"/> 5"W x 6"D
<input type="checkbox"/> 5"W x 8"D		<input type="checkbox"/> 5"W x 8"D
<input type="checkbox"/> 6"W x 8"D ²		<input type="checkbox"/> 6"W x 8"D ²
<input type="checkbox"/> 6"W x 11"D ²		<input type="checkbox"/> 6"W x 11"D ²
<input type="checkbox"/> 8"W x 11"D ³		<input type="checkbox"/> 8"W x 11"D ³
<input type="checkbox"/> Standard, Extruded Footplate Size:		
Left Legrest:		Left Legrest:
<input type="checkbox"/> 7.5"W x 6"D ²		<input type="checkbox"/> 7.5"W x 6"D ²
<input type="checkbox"/> 8.5"W x 6"D ³		<input type="checkbox"/> 8.5"W x 6"D ³
Accessories:		
Description	Price	HCPCS Code
<input type="checkbox"/> Heel Loops (pair) <i>Standard on Angle Adjustable and Multi-Axis footplates</i>	\$38	E0951
<input type="checkbox"/> Wheel Bumpers (pair)	\$25	
<input type="checkbox"/> Gel Padded Adductor (pair)	\$100	K0108

1. Only available with standard, extruded footplates.

2. May cause interference on seat widths less than 18"

3. May cause interference on seat widths less than 20"



Quantum Q6 Edge with Synergy Seating

Non-Powered Legrests (cont.)

All efforts will be made to accommodate legrest length selection, but minor changes may need to be made to meet shipping guidelines. Some adjustments may be needed upon receipt of the unit.

Elevating Legrest Compatibility Matrix	Synergy Seat		
	Low	Medium	High
Standard, 11" - 14"	✓	✓	✓
Standard, 14" - 17"	!	!	!
Angle-Adjustable, 12" - 14.5"	✓	✓	✓
Angle-Adjustable, 14.5" - 18"	!	!	!



This rigging Configuration causes no interference issues at this seat-to-floor height.



This rigging configuration may interfere with the ground (less than 1.75" clearance when fully extended) and will



This rigging configuration does not work with this seat-to-floor height.

<input type="checkbox"/>	Description	Price	HCPCS Code
<input type="checkbox"/>	Heavy Duty, Drop-In Legrests	\$325	
Rigging Selection:			
<input type="checkbox"/>	Standard Matching Legrests (pair)		
<input type="checkbox"/>	Non-Matching Legrests (pair)		
<input type="checkbox"/>	Individual Legrests <i>Left or Right Only</i>		
Footplate Selection:			
<input type="checkbox"/>	Angle-Adjustable Footplates (pair) <i>Includes Heel Loops.</i>	\$150	K0040
<div><div>Left Legrest:</div><div>Lower Extensions:</div><div><input type="checkbox"/> 12"-14.5"L¹</div><div><input type="checkbox"/> 14.5"-18"L</div></div> <div>Right Legrest:</div> <div>Lower Extensions:</div> <div><input type="checkbox"/> 12"-14.5"L¹</div> <div><input type="checkbox"/> 14.5"-18"L</div>			

1. May cause interference on seat widths less than 18"

3. May cause interference on seat widths less than 20"

Heavy Duty Drop-In Compatibility Matrix	Synergy Seat		
	Low	Medium	High
12" - 14.5" Extension	✓	✓	✓
14.5" - 18" Extension	!	!	!



This rigging Configuration causes no interference issues at this seat-to-floor height.



This rigging configuration may interfere with the ground (less than 1.75" clearance when fully extended) and will reduce obstacle climbing ability.



Quantum Q6 Edge with Synergy Seating

Headrests

Headrest Pads

Description	Price	HCPCS Code
<input type="checkbox"/> 8"W TRU-Comfort™ Plus ¹	\$205	E0955
<input type="checkbox"/> 8"W TRU-Comfort™ Leatherette ¹	\$205	E0955
<input type="checkbox"/> 10"W TRU-Comfort™ Air Mesh ¹	\$205	E0955
<input type="checkbox"/> 10"W TRU-Comfort™ Leatherette ¹	\$205	E0955
<input type="checkbox"/> Stealth 10" Comfort Plus	\$142	E0955
<input type="checkbox"/> Stealth 14" Comfort Plus	\$142	E0955
<input type="checkbox"/> Stealth Small Contoured (9.75"W x 3"H)	\$205	E0955
<input type="checkbox"/> Stealth Large Contoured (11"W x 6"H)	\$205	E0955

Headrest Mounts

Description	Price	HCPCS Code
<input type="checkbox"/> TRU-Comfort™ Removable Headrest Bracket ²	\$210	E1028
<input type="checkbox"/> Stealth Removable Headrest Bracket	\$210	E1028
<input type="checkbox"/> Stealth's Worlds Best Removable Headrest Bracket	\$210	E1028
<input type="checkbox"/> No Bracket		

1. Measurement is taken from the inside of the headrest.

2. Only available w/ TRU-Comfort™ headrest pads.

Lap Belts

Description	Price	HCPCS Code
<input type="checkbox"/> 38" Lap Belt	Standard	
<input type="checkbox"/> 50" Lap Belt	Standard	
<input type="checkbox"/> 60" Lap Belt	Standard	
<input type="checkbox"/> 70" Lap Belt	Standard	
<input type="checkbox"/> 80" Lap Belt	Standard	
<input type="checkbox"/> 90" Lap Belt	Standard	
<input type="checkbox"/> 60" Padded Push Button, center Pull	\$115	
<input type="checkbox"/> Large 13-19", Hip Padded, Push Button	\$92	



Quantum Q6 Edge with Synergy Seating

Synergy® Cushions







Description	Price	HCPCS Code
<input type="checkbox"/> Matching Seat Size		
<input type="checkbox"/> Non-Matching Seat Size		
<i>Please refer to Synergy Cushion order forms for detailed pricing, sizes, codes and part #'s</i>		
Simplicity Cushion: General Use		
<input type="checkbox"/> 16" x 16" - 20" x 24"	\$98	E2601
<input type="checkbox"/> 22" x 16" - 24" x 24"	\$98	E2602
Solution® Cushion: Skin Protection & Positioning		
<input type="checkbox"/> 10" x 10" - 20" x 24"	\$380	E2607
<input type="checkbox"/> 22" x 16" - 24" x 24"	\$430	E2608
Solution® 1 Cushion: Skin Protection		
<input type="checkbox"/> 14" x 14" - 20" x 24"	\$380	E2603
<input type="checkbox"/> 22" x 16" - 24" x 24"	\$430	E2604
Spectrum® Gel Cushion: Positioning		
<input type="checkbox"/> 12" x 10" - 20" x 24"	\$480	E2605
<input type="checkbox"/> 22" x 16" - 24" x 24"	\$530	E2606
Spectrum® Foam Cushion: Skin Protection & Positioning		
<input type="checkbox"/> 10" x 10" - 20" x 24"	\$480	E2607
<input type="checkbox"/> 22" x 16" - 24" x 24"	\$530	E2608
Spectrum® Air Contour Cushion: Adjustable Skin Protection		
<input type="checkbox"/> 14" x 12" - 20" x 24"	\$500	E2622
<input type="checkbox"/> 22" x 16" - 24" x 24"	\$550	E2623
Air Tube:		
<input type="checkbox"/> Left Side		
<input type="checkbox"/> Right Side		
Spectrum® Air Flat Cushion: Adjustable Skin Protection & Positioning		
<input type="checkbox"/> 14" x 12" - 20" x 24"	\$499	E2624
<input type="checkbox"/> 22" x 16" - 24" x 24"	\$549	E2625
Air Tube:		
<input type="checkbox"/> Left Side		
<input type="checkbox"/> Right Side		
TRU-Comfort™ 2 4-Way Stretch: Skin Protection		
<input type="checkbox"/> 16" x 14" - 20" x 24"	\$380	E2603
<input type="checkbox"/> 22" x 16" - 24" x 24"	\$480	E2604
TRU-Comfort™ 2 Air Mesh: Skin Protection		
<input type="checkbox"/> 16" x 14" - 20" x 24"	\$380	E2603
<input type="checkbox"/> 22" x 16" - 24" x 24"	\$480	E2604
TRU-Comfort™ Accessory:		
<input type="checkbox"/> Sport Seat Cushion Cover	\$100	
<i>Available as an additional cover option for both TRU-Comfort seat cushion styles. Only available in sizes listed.</i>		
<input type="checkbox"/> 16"W x 16"D		
<input type="checkbox"/> 18"W x 18"D		
<input type="checkbox"/> 20"W x 20"D		

Additional Accessories




<input type="checkbox"/> Quantum Backpack <i>May interfere with other rear accessories</i>	\$60	
<input type="checkbox"/> Oxygen Holder <i>Not available with a Synergy Manual Tilt or Manual Recline.</i>	\$150	E2208
<input type="checkbox"/> Weather Cover, Medium, Black	\$158	
<input type="checkbox"/> Cup Holder	No Charge	
<input type="checkbox"/> Left		
<input type="checkbox"/> Right		
<input type="checkbox"/> Tablet Holder	\$315	
<input type="checkbox"/> Deluxe Cellphone/Media Holder	\$140	
<input type="checkbox"/> Transfer Bar (pair) <i>Quick Release</i>	\$175	
<input type="checkbox"/> Rear Basket	\$103	
<input type="checkbox"/> Walker Holder	\$92	E2207
<input type="checkbox"/> Cane/Crutch Holder	\$98	
<input type="checkbox"/> Saddle Bag	\$28	
<input type="checkbox"/> Flag Holder	\$17	

Quantum Q6 Edge with Synergy Seating

Additional Foot Rigging Accessories

Description		Price	HCPCS Code
<input type="checkbox"/> 	Therafin Flip-down Knee Abductor bracket (each)	\$172	E1028
	Pads:		
<input type="checkbox"/>	Small (3.5" x 3.25" x 4")	\$135	E0957
<input type="checkbox"/>	Small, Gel (3.5" x 3.25" x 4")	\$145	E0957
<input type="checkbox"/>	Medium (4" x 3.25" x 6")	\$135	E0957
<input type="checkbox"/>	Large (4.5" x 2.75" x 6")	\$135	E0957
<input type="checkbox"/> 	POSAlinc Knee Adductor for Swing-Away Legrests (pair)	\$512	K0108
<input type="checkbox"/>	POSAlinc Rail Mounted Knee Adductors (pair)	\$574	K0108
<input type="checkbox"/> 	Stealth Foot Boxes (pair)	\$475	K0108
<input type="checkbox"/>	Small		
<input type="checkbox"/>	Medium		
<input type="checkbox"/>	Large		
<input type="checkbox"/> 	Stealth Padded Shoe Holders (pair)	\$166	K0108
<input type="checkbox"/>	Small		
<input type="checkbox"/>	Medium		
<input type="checkbox"/>	Large		
<input type="checkbox"/> 	Ankle Huggers (pair)	\$156	K0108
<input type="checkbox"/>	Medium		
<input type="checkbox"/>	Large		
<input type="checkbox"/> 	Bodypoint High Mount, Clamp-On Footplates (pair)		
<input type="checkbox"/>	Angle Adjustable:		
<input type="checkbox"/>	Small, 4"x 7.75"	\$356	K0040
<input type="checkbox"/>	Large, 4.25" x 9.25"	\$356	K0040
<input type="checkbox"/>	Multi-Axis:		
<input type="checkbox"/>	Small, 4"x 7.75"	\$456	K0040
<input type="checkbox"/>	Large, 4.25" x 9.25"	\$460	K0040

Additional Armrest Accessories

<input type="checkbox"/> 	Ottobock Arm Channels (each)	\$104	E2209
	<i>A 2" narrower back width is recommended to avoid interference w/ the back cushion.</i>		
<input type="checkbox"/>	Small (4.75" x 8")		
<input type="checkbox"/>	Medium (4.75" x 11.5")		
<input type="checkbox"/>	Large (4.75" x 14")		
<input type="checkbox"/>	One Piece (4.75" x 18")		
	Side:		
<input type="checkbox"/>	Left		
<input type="checkbox"/>	Right		
<input type="checkbox"/> 	Ottobock Hand Pads (each)	\$52	
	<i>Not available on same side as controller</i>		
	Side:		
<input type="checkbox"/>	Left		
<input type="checkbox"/>	Right		
	Size:		
<input type="checkbox"/>	Medium		
<input type="checkbox"/>	Large		
<input type="checkbox"/> 	Stealth Elbow Support (each)		
	Side:		
<input type="checkbox"/>	Swing-Away Bracket-Left (each)	\$175	E1028
<input type="checkbox"/>	Swing-Away Bracket-Right (each)	\$175	E1028
	Pad Size:		
<input type="checkbox"/>	3"W x 3"H (each)	\$50	K0108
<input type="checkbox"/>	4"W x 4"H (each)	\$50	K0108

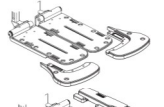

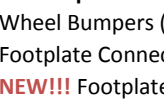


Quantum Q6 Edge with Synergy Seating

Center Mount Foot Platforms

All efforts will be made to accommodate legrest length selection, but minor changes may be needed to be made to meet shipping guidelines. Some adjustment may be needed upon receipt of unit.

Additional foot riggings can be found on page 11

Description	Price	HCPCS Code
<input type="checkbox"/> Center Mount Power Articulating Foot Platform <i>Includes 10"W x 11"D Split Footplates</i>	\$2,895	K0108
<input type="checkbox"/> Adjustable Center Mount Foot Platform <i>Includes 10"W x 11"D Split Footplates</i>	\$250	
Extensions:		
<input type="checkbox"/> 10-16"L		
<input type="checkbox"/> 13-19"L		
Calf Supports:		
<input type="checkbox"/> Calf Pads (pair)		
<input type="checkbox"/> Small ¹ (6"H x 6"W)	\$150	
<input type="checkbox"/> Large ¹ (8"H x 8"W, tapered to 6"W)	\$150	
<input type="checkbox"/> NEW!!! Calf Pad Covers (pair) (1/2" Soft Visco Foam)		
<input type="checkbox"/> Air Mesh	\$120	
<input type="checkbox"/> Reversed Dartex	\$120	
<input type="checkbox"/> Calf Panel (each)		
<input type="checkbox"/> Small (8"H x 18"W)	\$150	
<input type="checkbox"/> Large (8"H x 24"W)	\$200	
<i>Only available on 20"W or greater.</i>		
<input type="checkbox"/> NEW!!! Calf Panel Covers (1/2" Soft Visco Foam)		
<input type="checkbox"/> Air Mesh	\$120	
<input type="checkbox"/> Reversed Dartex	\$120	
Optional Modular Footplate Extension Components/Kits:		
<i>Assembly required. May require seating configuration adjustments to avoid front caster interference.</i>		
<input type="checkbox"/>  4" Width Extension Kit	\$50	
<input type="checkbox"/>  2" Bell Shaped, Length Extension Kit	\$50	
<input type="checkbox"/>  4" Width Extension with 2" Bell Shaped, Length Extension Kit	\$75	
<input type="checkbox"/>  6-Piece Extension Stock Kit <i>(Includes all above pieces)</i>	\$95	
Additional Optional Accessories:		
<input type="checkbox"/> Wheel Bumpers (pair)	\$25	
<input type="checkbox"/> Footplate Connector	\$49	
<input type="checkbox"/> NEW!!! Footplate Cover, Reversed Dartex (1/2" Soft Visco Foam)	\$120	
<i>Not available with modular footplate extension components/kits.</i>		

1. Comes standard with articulating foot platform.

Adjustable Center Mount Foot Platform Compatibility Matrix	Synergy Seat		
	Low	Medium	High
10"-16" Extension	!	✓	✓
13"-19" Extension	!	!	!



This rigging Configuration causes no interference issues at this seat-to-floor height.



This rigging configuration may interfere with the ground (less than 1.75" clearance when fully extended) and will reduce obstacle climbing ability.



Quantum Q6 Edge with Synergy Seating

Powered Legrests

All efforts will be made to accommodate legrest length selection, but minor changes may need to be made to meet shipping guidelines. Some adjustments may be needed upon receipt of the unit.

Description

☐ **70° Power Articulating Swing-Away Legrests** 4" articulation range

Use code K0108 for an individual legrest.

Rigging Selection:

☐ Standard Matching Legrests (pair)

☐ Non-Matching Legrests (pair)

☐ Individual Legrests (Left or Right Only)

Operation Method:

☐ Independent

☐ Combined

Footplate Selection:

☐ Angle Adjustable Footplates (pair) *Includes heel loops.*

Left Legrest Lower Extensions:

☐ 11"-13"L

☐ 14.5"-18"L

☐ 17.5"-21"L

Right Legrest Lower Extensions:

☐ 11"-13"L

☐ 14.5"-18"L

☐ 17.5"-21"L

Angle Adjustable Footplate Size:

☐ 4"W x 6"D

☐ 5"W x 6"D

☐ 5"W x 8"D

☐ 6"W x 8"D¹

☐ 6"W x 11"D¹

☐ 8"W x 11"D²

☐ 4"W x 6"D

☐ 5"W x 6"D

☐ 5"W x 8"D

☐ 6"W x 8"D¹

☐ 6"W x 11"D¹

☐ 8"W x 11"D²

Accessories:

☐ Small Calf Pad (pair) 6"W - 5.35"H

☐ Large Calf Pad (pair) 8"W x 5.86"H

☐ Gel Padded Knee Adductor (pair)

Price

\$2,395

\$150

HCPSC Code

E1010

K0040

K0108

1. May cause interference on seat widths less than 18"

2. May cause interference on seat widths less than 20"

Power Elevating Legrest Compatibility Matrix	Synergy Seat		
	Low	Medium	High
Angle-Adjustable, 11" - 13"	✓	✓	✓
Angle-Adjustable, 14.5" - 18"	!	!	!
Angle-Adjustable, 17.5" - 21"	X	X	X

☒

This rigging Configuration causes no interference issues at this seat-to-floor height.

☐

This rigging configuration may interfere with the ground (less than 1.75" clearance when fully extended) and will reduce obstacle climbing ability.

☐

This rigging configuration does not work with this seat-to-floor height.

Transit Kit Info Q6 Edge

THIS SECTION MUST BE READ

The Transit Securement Package, when used in conjunction with a wheelchair in the specific configuration of a 18"x20" seat size, with 25" high back canes, Full-length height-adjustable single post armrests, Synergy back 25"h, and style 8 swing away legrests and extruded footplates and heel loops, conforms with the standard of ANSI/RESNA WC/Vol. 4, Section 19, for the purpose of enabling wheelchairs to be secured in certain types of motor vehicles. The Transit Securement Package, including manufacturer-installed front and rear securement brackets and pelvic belt anchoring brackets, has been crash tested in accordance with ANSI/RESNA WC/Vol. 4, Section 19, Frontal Impact Test, with a 168-lbs. (76.2 kg) surrogate occupant corresponding to a user weight range of 115 lbs. (52.16 kg) to 210 lbs. (95.25 kg). While the Transit Securement Package is compatible with additional seat sizes, optional components, and varied configurations, and provides designated securement points, Pride Mobility makes no claims that any other components or configurations have been tested beyond the above described ANSI/RESNA conforming configuration. Please refer to the Transit Securement Package supplement (part number INFMANU3658) for additional information.

RULES:

- All options are available when unoccupied.

Notes when selecting occupied transit kit:

- It is recommended that usable back height be 2" lower than shoulder height.
- Available on Synergy Seat up to 20W x 20D
- Power AFP, ALRs & ELRs are available on Synergy Seating

- All legrests must have heel loops
- Synergy manual seating is N/A
- TRU-Balance Power Positioning seating, options and accessories are N/A
- TRU-Comfort seat cushion is N/A

- Contoured seating is N/A
- Specialty seating is N/A
- Vent option is N/A
- Omit Back option is N/A

DOC-000055; Rev 1

16

October 2, 2014